



Barings European Loan Limited
(a private limited liability company incorporated in Ireland
under registration number 470783)

**Annual Report & Audited Financial
Statements**
for the financial year ended 31 December 2025

Barings European Loan Limited

Annual Report and Audited Financial Statements

Contents

For the financial year ended 31 December 2025

	Page
Directors and Other Information	2
Introduction	3
Directors' Report	4
Independent Auditor's Report	7
Statement of Financial Position	10
Statement of Comprehensive Income	11
Statement of Changes in Equity	12
Statement of Cash Flows	13
Notes to the Financial Statements	14
Schedule of Investments (Unaudited)	35
Significant Changes in Portfolio Composition (Unaudited)	45

Barings European Loan Limited

Directors and Other Information

Directors

Mr. Alan Behen (Irish)
Mr. Paul Smyth (Irish)

Registered Office

70 Sir John Rogerson's Quay
Dublin D02 R296
Ireland

Manager and Alternative Investment Fund Manager

Baring International Fund Managers (Ireland) Limited
70 Sir John Rogerson's Quay
Dublin D02 R296
Ireland

Investment Managers

Baring Asset Management Limited
20 Old Bailey
London EC4M 7BF
United Kingdom

Barings LLC
300 S. Tryon St, Suite 2500
Charlotte
North Carolina 28202
United States of America

Depository

State Street Custodial Services (Ireland) Limited
78 Sir John Rogerson's Quay
Dublin D02 HD32
Ireland

Administrator, Registrar and Transfer Agent

State Street Fund Services (Ireland) Limited
78 Sir John Rogerson's Quay
Dublin D02 HD32
Ireland

Independent Auditor

KPMG
Chartered Accountants
1 Harbourmaster Place
IFSC
Dublin D01 F6F5
Ireland

Irish Legal Advisers to the Company

Matheson
70 Sir John Rogerson's Quay
Dublin D02 R296
Ireland

Company Secretary

Matsack Trust Limited
70 Sir John Rogerson's Quay
Dublin D02 R296
Ireland

Barings European Loan Limited

Introduction

Barings European Loan Limited (the “Company”) is a private limited liability company incorporated in Ireland under the registration number 470783. The Company is a wholly owned subsidiary of Barings European Loan Fund (the “Controlling Sub-fund”). The Controlling Sub-fund is a fund of an Irish incorporated umbrella fund, Barings Global Investment Funds Plc, which is the ultimate parent of the Company (the “Ultimate Parent”) which is listed on the Global Exchange Market of Euronext Dublin. As at 31 December 2025, the Company held investments to the value of €3,030,433,188 (31 December 2024: €3,874,848,567). The Company financed its purchases of investments by way of a loan provided by the Ultimate Parent, on behalf of its fund, the Controlling Sub-fund.

The Company is managed by Baring International Fund Managers (Ireland) Limited (the “Manager”). Baring Asset Management Limited and Barings LLC (the “Investment Managers”) act as Investment Managers to the Company. The following report refers to the Investment Managers but does not distinguish between them.

Company objective

The Company’s objective is to hold investments on behalf of its Controlling Sub-fund.

Barings European Loan Limited

Directors' Report

For the financial year ended 31 December 2025

The Directors present their report together with the audited financial statements of the Company for the financial year ended 31 December 2025.

Statement of Directors' Responsibilities in respect of the Directors' Report and the financial statements

The Directors are responsible for preparing the Directors' Report and financial statements, in accordance with applicable law and regulations. Irish company law requires the Directors to prepare financial statements for each financial year. Under that law they have elected to prepare the financial statements in accordance with International Financial Reporting Standards ("IFRS") as adopted by the European Union ("EU") and applicable law.

Under Irish company law the Directors must not approve the financial statements unless they are satisfied that they give a true and fair view of the assets, liabilities and financial position of the Company as at the financial year end date and of the profit or loss of the Company for the financial year and otherwise comply with the Companies Act 2014 (the "Companies Act"). In preparing the financial statements, the Directors are required to:

- select suitable accounting policies and then apply them consistently;
- make judgements and estimates that are reasonable and prudent;
- state whether they have been prepared in accordance with applicable accounting standards, identify those standards, and note the effect and the reasons for any material departure from those standards;
- assess the Company's ability to continue as a going concern, disclosing, as applicable, matters related to going concern; and
- use the going concern basis of accounting unless they either intend to liquidate the Company or cease operations, or have no realistic alternative but to do so.

The Directors are responsible for keeping adequate accounting records which disclose with reasonable accuracy at any time the assets, liabilities, financial position and profit or loss of the Company and enable them to ensure that its financial statements comply with the Companies Act. The Directors have appointed State Street Fund Services (Ireland) Limited (the "Administrator") to keep adequate accounting records which are located at the offices of the Administrator at 78 Sir John Rogerson's Quay, Dublin 2, Ireland.

They have general responsibility for taking such steps as are reasonably open to them to safeguard the assets of the Company. In this regard they have entrusted the assets of the Company to State Street Custodial Services (Ireland) Limited (the "Depositary") for safe-keeping, who have been appointed as Depositary to the Company pursuant to the terms of a Depositary Agreement. They have general responsibility for taking such steps as are reasonably open to them to prevent and detect fraud and other irregularities. The Directors are also responsible for preparing a Directors' Report that complies with the requirements of the Companies Act.

The financial statements are published at: www.barings.com. The Directors together with the Manager and the Investment Managers are responsible for the maintenance and integrity of the website as far as it relates to Barings Funds. Legislation in the Republic of Ireland governing the preparation and dissemination of financial statements may differ from legislation in other jurisdictions.

Business review and future developments

The Directors do not anticipate any change in the structure or investment objectives of the Company which is to hold investments on behalf of its Controlling Sub-fund.

Directors

The Directors who served during the financial year were:

Mr. Alan Behen (Irish)
Mr. Paul Smyth (Irish)

All Directors served for the entire financial year.

Directors' and Secretary's interests

None of the current Directors, Matsack Trust Limited (the "Company Secretary") or their families hold or held any beneficial interest in the shares of the Company or Ultimate Parent during the financial year ended 31 December 2025 (31 December 2024: Nil).

Transactions involving Directors

Other than as stated in Note 9 of these financial statements, there were no contracts or arrangements of any significance in relation to the business of the Company in which the Directors had any interest, as defined in the Companies Act, at any time during the financial year ended 31 December 2025 (31 December 2024: None).

Barings European Loan Limited

Directors' Report (continued)

For the financial year ended 31 December 2025

Transactions involving Directors (continued)

All of the Directors are also Directors of the Ultimate Parent. Mr. Alan Behen and Mr. Paul Smyth are employees and Directors of Baring International Fund Managers (Ireland) Limited, Manager and Alternative Investment Fund Manager to the Ultimate Parent.

Employees

There were no employees of the Company during the financial year under review or during the prior financial year.

Relevant audit information

The Directors believe that they have taken all steps necessary to make themselves aware of any relevant audit information and have established that the Company's statutory auditor is aware of that information. In so far as the Directors are aware, there is no relevant audit information of which the Company's statutory auditor is unaware.

Directors' compliance statement

The Directors, in accordance with Section 225(2) of the Companies Act 2014, acknowledge that they are responsible for securing the Company's compliance with certain obligations specified in that sector arising from the Companies Act 2014, where applicable, the Market Abuse (Directive 2003/6/EC) Regulations 2005, the Prospectus (Directive 2003/71/EC) Regulations 2015, the Transparency (Directive 2004/109/EC) Regulations 2007 and Tax laws ('relevant obligations'). The Directors confirm that:

- a compliance policy statement has been drawn up setting out the Company's policies with regard to such compliance;
- appropriate arrangements and structures that, in their opinion, are designed to secure material compliance with the Company's relevant obligations have been put in place; and
- a review has been conducted, during the financial year, of the arrangements and structures that have been put in place to secure the Company's compliance with its relevant obligations.

Risk management objectives and policies

An investment in the Company involves a high degree of risk, including, but not limited to, the risks as outlined below. An investment in the Company is only suitable for investors who are in a position to take such risks. There can be no assurance that the Company will achieve its objectives, and the value of shares can go down as well as up. The principal risks and uncertainties faced by the Company are market price risk, foreign currency risk, liquidity risk, credit risk and interest rate risk, which are outlined in Note 10 of these financial statements.

Results and distributions

The results of operations for the financial year are set out in the Statement of Comprehensive Income. No distributions are recommended by the Directors in respect of the financial year ended 31 December 2025 (31 December 2024: Nil).

Accounting records

The Directors ensure compliance with the Company's obligation to maintain adequate accounting records by appointing competent persons to be responsible for them. The accounting records are kept by the Administrator, 78 Sir John Rogerson's Quay, Dublin 2, Ireland.

Significant events during the financial year

There were no significant events during the financial year, which require adjustment to, or disclosure in the financial statements.

Significant events after the financial year end

The Investment Manager is closely monitoring global market developments and geopolitical events such as the Russian invasion of Ukraine, ongoing Iran-US conflict, and heightened geopolitical uncertainty. While these events have contributed to heightened uncertainty across financial markets, as at 13 April 2026, the Company has not experienced any material impact on performance or investor redemptions. The Investment Manager remains vigilant and continues to assess potential implications for portfolio positioning and risk management.

There were no other significant events affecting the Company after the financial year end.

Barings European Loan Limited


Directors' Report (continued)

For the financial year ended 31 December 2025


Independent auditor

The Auditors, KPMG, Chartered Accountants and Registered Auditors, have indicated their willingness to continue in office in accordance with Section 383(2) of the Companies Act.

On behalf of the Board of Directors:

Director: 

Alan Behen

Director: 

Paul Smyth

Date: 13 April 2026



KPMG

Audit
1 Harbourmaster Place
IFSC
Dublin 1
D01 F6F5
Ireland

Independent Auditor's Report to the Members of Barings European Loan Limited

Report on the audit of the financial statements

Opinion

We have audited the financial statements of Barings European Loan Limited ('the Company') for the year ended 31 December 2025 set out on pages 10 to 34, which comprise the Statement of Financial Position, the Statement of Comprehensive Income, the Statement of Changes in Equity, the Statement of Cash Flows and related notes, including the material accounting policies set out in note 2.

The financial reporting framework that has been applied in their preparation is Irish Law and International Financial Reporting Standards (IFRS) as adopted by the European Union.

In our opinion:

- the financial statements give a true and fair view of the assets, liabilities and financial position of the Company as at 31 December 2025 and of its profit for the year then ended;
- the financial statements have been properly prepared in accordance with IFRS as adopted by the European Union; and
- the financial statements have been properly prepared in accordance with the requirements of the Companies Act 2014.

Basis for opinion

We conducted our audit in accordance with International Standards on Auditing (Ireland) (ISAs (Ireland)) and applicable law. Our responsibilities under those standards are further described in the Auditor's responsibilities for the audit of the financial statements section of our report. We are independent of the Company in accordance with ethical requirements that are relevant to our audit of financial statements in Ireland, including the Ethical Standard issued by the Irish Auditing and Accounting Supervisory Authority (IAASA), and we have fulfilled our other ethical responsibilities in accordance with these requirements.

We believe that the audit evidence we have obtained is sufficient and appropriate to provide a basis for our opinion.

Conclusions relating to going concern

In auditing the financial statements, we have concluded that the directors' use of the going concern basis of accounting in the preparation of the financial statements is appropriate.

Based on the work we have performed, we have not identified any material uncertainties relating to events or conditions that, individually or collectively, may cast significant doubt on the Company's ability to continue as a going concern for a period of at least twelve months from the date when the financial statements are authorised for issue.

Our responsibilities and the responsibilities of the directors with respect to going concern are described in the relevant sections of this report.



Independent Auditor's Report to the Members of Barings European Loan Limited (continued)

Other information

The directors are responsible for the other information presented in the Annual Report together with the financial statements. The other information comprises the information included in the directors' report, schedule of investments and significant changes in portfolio composition. The financial statements and our auditor's report thereon do not comprise part of the other information. Our opinion on the financial statements does not cover the other information and, accordingly, we do not express an audit opinion or, except as explicitly stated below, any form of assurance conclusion thereon.

Our responsibility is to read the other information and, in doing so, consider whether, based on our financial statements audit work, the information therein is materially misstated or inconsistent with the financial statements or our audit knowledge. Based solely on that work we have not identified material misstatements in the other information.

Based solely on our work on the other information undertaken during the course of the audit, we report that:

- we have not identified material misstatements in the directors' report;
- in our opinion, the information given in the directors' report is consistent with the financial statements; and
- in our opinion, those parts of the directors' report specified for our review, which does not include sustainability reporting when required by Part 28 of the Companies Act 2014, have been prepared in accordance with the Companies Act 2014.

Our opinions on other matters prescribed by the Companies Act 2014 are unmodified

We have obtained all the information and explanations which we consider necessary for the purposes of our audit.

In our opinion the accounting records of the Company were sufficient to permit the financial statements to be readily and properly audited and the financial statements are in agreement with the accounting records.

Matters on which we are required to report by exception

The Companies Act 2014 requires us to report to you if, in our opinion, the disclosures of directors' remuneration and transactions required by Sections 305 to 312 of the Act are not made. We have nothing to report in this regard.

Respective responsibilities and restrictions on use

Responsibilities of directors for the financial statements

As explained more fully in the directors' responsibilities statement set out on page 4, the directors are responsible for: the preparation of the financial statements including being satisfied that they give a true and fair view; such internal control as they determine is necessary to enable the preparation of financial statements that are free from material misstatement, whether due to fraud or error; assessing the Company's ability to continue as a going concern, disclosing, as applicable, matters related to going concern; and using the going concern basis of accounting unless they either intend to liquidate the Company or to cease operations, or have no realistic alternative but to do so.



Independent Auditor's Report to the Members of Barings European Loan Limited (continued)

Auditor's responsibilities for the audit of the financial statements

Our objectives are to obtain reasonable assurance about whether the financial statements as a whole are free from material misstatement, whether due to fraud or error, and to issue an auditor's report that includes our opinion. Reasonable assurance is a high level of assurance, but is not a guarantee that an audit conducted in accordance with ISAs (Ireland) will always detect a material misstatement when it exists. Misstatements can arise from fraud or error and are considered material if, individually or in the aggregate, they could reasonably be expected to influence the economic decisions of users taken on the basis of these financial statements.

A fuller description of our responsibilities is provided on IAASA's website at <https://iaasa.ie/publications/description-of-the-auditors-responsibilities-for-the-audit-of-the-financial-statements/>.

The purpose of our audit work and to whom we owe our responsibilities

Our report is made solely to the Company's members, as a body, in accordance with Section 391 of the Companies Act 2014. Our audit work has been undertaken so that we might state to the Company's members those matters we are required to state to them in an auditor's report and for no other purpose. To the fullest extent permitted by law, we do not accept or assume responsibility to anyone other than the Company and the Company's members, as a body, for our audit work, for this report, or for the opinions we have formed.


Frank Gannon

15 April 2026

for and on behalf of
KPMG
Chartered Accountants, Statutory Audit Firm
1 Harbourmaster Place
IFSC
Dublin 1
D01 F6F5


Barings European Loan Limited


Statement of Financial Position

As at 31 December 2025

	Note	31 December 2025 €	31 December 2024 €
Assets			
Financial assets at fair value through profit or loss:			
- Investments	10	3,030,433,188	3,874,848,567
- Forward foreign exchange contracts	10	1,762,631	30,505
Other receivables	5	36,054,394	52,571,037
Receivable for investments sold	10	137,138,638	143,577,173
Cash and cash equivalents	3	52,053,945	52,906,583
Total assets		3,257,442,796	4,123,933,865
Liabilities			
Financial liabilities designated at fair value through profit or loss:			
- Loan and coupon payable on loan from the Ultimate Parent	9	(3,152,467,924)	(3,807,399,035)
Financial liabilities held for trading:			
- Forward foreign exchange contracts	10	(889,087)	(6,687,952)
Payable for investments purchased	10	(104,056,463)	(309,814,328)
Other payables and accrued expenses	6	(25,939)	(29,354)
Total liabilities		(3,257,439,413)	(4,123,930,669)
Net assets		3,383	3,196
Equity			
Share capital	4	100	100
Retained earnings		3,283	3,096
Total equity		3,383	3,196

On behalf of the Board of Directors:

Director: 
Alan Behen

Director: 
Paul Smyth

Date: 13 April 2026

The accompanying notes are an integral part of these financial statements.

Barings European Loan Limited

Statement of Comprehensive Income

For the financial year ended 31 December 2025

	Note	31 December 2025 €	31 December 2024 €
Income			
Net change on financial assets at fair value through profit or loss	8	137,253,243	256,389,409
Net change on financial liabilities designated at fair value through profit or loss	9	(137,158,902)	(256,744,375)
<i>Other income</i>			
- Net gain on foreign exchange		214,207	700,328
Net operating income		308,548	345,362
Expenses			
Depositary fee		(217,762)	(209,021)
Audit and tax reporting fee	6	(51,570)	(54,100)
Miscellaneous fee		(38,171)	(58,753)
Total operating expenses		(307,503)	(321,874)
Net profit before finance costs		1,045	23,488
Finance costs			
Interest expense		(795)	(23,238)
Profit before income tax for the financial year		250	250
Tax on ordinary activities	14	(63)	(63)
Profit after tax		187	187

There are no recognised gains or losses in the financial year other than those dealt with in the Statement of Comprehensive Income. All results are from continuing activities.

The accompanying notes are an integral part of these financial statements.

Barings European Loan Limited

Statement of Changes In Equity

For the financial year ended 31 December 2025

Financial year ended 31 December 2025

	Note	Share Capital €	Retained Earnings €	Total €
Balance at beginning of the financial year	4	100	3,096	3,196
Profit for the financial year		-	187	187
Balance at end of the financial year		100	3,283	3,383

Financial year ended 31 December 2024

	Note	Share Capital €	Retained Earnings €	Total €
Balance at beginning of the financial year	4	100	2,909	3,009
Profit for the financial year		-	187	187
Balance at end of the financial year		100	3,096	3,196

The accompanying notes are an integral part of these financial statements.

Barings European Loan Limited

Statement of Cash Flows

For the financial year ended 31 December 2025

	31 December 2025	31 December 2024
	€	€
Cash flows from operating activities		
Profit after income tax	187	187
Adjustments for:		
Net movement on financial assets and financial liabilities	645,096,049	(254,977,139)
Unrealised net change on derivatives	(7,530,991)	17,715,845
Coupon expense on loan from Ultimate Parent	137,158,902	256,744,375
Operating cash inflows before movements in working capital	774,724,147	19,483,228
Movement in other receivables	16,516,643	11,835,003
Movement in other payables	(3,415)	(47,542)
Cash generated by working capital	16,513,228	11,787,461
Net cash inflows from operating activities	791,237,375	31,270,729
Financing activities		
Proceeds of loan from the Ultimate Parent	287,149,263	373,552,278
Payment on loan to the Ultimate Parent	(1,079,239,276)	(430,592,732)
Net cash outflows from financing activities	(792,090,013)	(57,040,454)
Net decrease in cash and cash equivalents	(852,638)	(25,769,725)
Cash and cash equivalents at beginning of the financial year	52,906,583	78,676,308
Cash and cash equivalents at end of the financial year	52,053,945	52,906,583
Supplemental information		
Coupon received	251,694,893	306,891,786
Dividend received	-	2,699,419
Interest paid	(795)	(23,238)
Tax paid	(63)	(63)

The accompanying notes are an integral part of these financial statements.

Barings European Loan Limited

Notes to the Financial Statements

For the financial year ended 31 December 2025

1. Basis of measurement

The financial statements have been prepared in accordance with International Financial Reporting Standards (“IFRS”), interpretations adopted by the International Accounting Standards Board (“IASB”) as adopted by the European Union (“EU”) and the Companies Act.

The financial statements have been prepared under the historical cost convention, as modified by the revaluation of financial assets, financial liabilities and derivative financial instruments at fair value through profit or loss (“FVTPL”).

The preparation of financial statements in conformity with IFRS requires management to make judgements, estimates and assumptions that affect the application of policies and the reported amounts of assets and liabilities, income and expenses.

The estimates and associated assumptions are based on historical experience and various other factors that are believed to be reasonable under the circumstances, the results of which form the basis of making the judgements about carrying values of assets and liabilities that are not readily apparent from other sources. Actual results may differ from these estimates. The estimates and underlying assumptions are reviewed on an ongoing basis. Revisions to accounting estimates are recognised in the year in which the estimate is revised if the revision affects only that year, or in the year of the revision and future years if the revision affects both current and future years.

The financial statements are presented in Euro (“€”) and rounded to the nearest €.

These financial statements were prepared on a going concern basis.

The registered number of the Company is 470783.

2. Material accounting policies

(a) New standards, amendments and interpretations issued and effective for the financial year beginning 1 January 2025

There are a number of standards, amendments to standards or interpretations that are effective for annual periods beginning on 1 January 2025.

The following new and amended standards and interpretations are not expected to have a material impact on the Company’s financial statements:

- Lack of Exchangeability (Amendments to IAS 21).

There are no other new standards, amendments or interpretations issued and effective for the financial year beginning 1 January 2025 that have a material impact on the Company’s financial position, performance or disclosures in its financial statements.

(b) New standards, amendments and interpretations issued but not yet effective for the financial year beginning 1 January 2025 and not early adopted

A number of new standards, amendments to standards and interpretations are issued but are not yet effective for the financial year beginning January 2025, and have not been early adopted in preparing these financial statements.

IFRS 18 “Presentation and Disclosure in Financial Statements” was issued in April 2024 and applies to an annual reporting period beginning on or after 1 January 2027. IFRS 18 replaces IAS 1 “Presentation of Financial Statements”. IFRS 18 aims to improve financial reporting by requiring additional defined subtotals in the statement of profit or loss, requiring disclosures about management-defined performance measures and adding new principles for grouping (aggregation and disaggregation) of information. The Company is still in the process of assessing the impact of the new accounting standard, particularly with respect to the structure of the Company’s statement of profit or loss, the statement of cash flows and the additional disclosures required for management-defined performance. The Company is also assessing the impact on how information is grouped in the financial statements, including for items currently labelled as “other”.

The following new and amended standards and interpretations are not expected to have a significant impact on the Company’s financial statements:

- First-time Adoption of International Financial Reporting Standards (Amendments to IFRS 1) (effective date: 1 January 2026).
- Financial Instruments: Disclosures and its accompanying Guidance on implementing (Amendments to IFRS 7) (effective date: 1 January 2026).
- Financial Instruments (Amendments to IFRS 9) (effective date: 1 January 2026).
- Consolidated Financial Statements (Amendments to IFRS 10) (effective date: 1 January 2026).
- Statement of Cash flows (Amendments to IAS 7) (effective date: 1 January 2026).

Barings European Loan Limited

Notes to the Financial Statements (continued)

For the financial year ended 31 December 2025

2. Material accounting policies (continued)

(b) New standards, amendments and interpretations issued but not yet effective for the financial year beginning 1 January 2025 and not early adopted (continued)

- IFRS 19: Disclosures: Subsidiaries without Public Accountability (effective date: 1 January 2027).

There are no other standards, amendments or interpretations to existing standards that are not yet effective that would be expected to have a material impact on the Company.

(c) Foreign currency translation

Functional and presentation currency

The functional currency and presentation currency of the Company is Euro ("€").

Transactions and balances

Transactions in currencies other than the functional currency are recorded at the rates of exchange prevailing on the dates of the transactions. Foreign exchange gains and losses resulting from the settlement of such transactions and from the translation at financial year end exchange rates of monetary items and non-monetary assets and liabilities that are denominated in foreign currencies are recognised in the Statement of Comprehensive Income in the financial year in which they arise. Foreign exchange gains and losses on financial assets and liabilities at FVTPL are recognised together with other changes in fair value. Net foreign exchange gains/(losses) on non-monetary and monetary financial assets and liabilities other than those classified as at FVTPL are included in the Statement of Comprehensive Income.

(d) Financial assets and liabilities

(i) Recognition and initial measurement

Financial assets and financial liabilities are initially recognised at FVTPL on the Company's Statement of Financial Position on the trade date, which is the date on which the Company becomes a party to the contractual provisions of the instrument. Other financial assets and financial liabilities are recognised at the date they are originated. From this date any gains and losses arising from changes in fair value of the financial assets or financial liabilities are recorded in the Statement of Comprehensive Income.

A financial asset or financial liability is measured initially at fair value plus, for an item not at FVTPL, transaction costs that are directly attributable to its acquisition or issue. Transaction costs on financial assets and financial liabilities at FVTPL are expensed immediately, while on other financial instruments they are amortised.

(ii) Classification and subsequent measurement

Classification of financial assets and financial liabilities

IFRS 9 Financial Instruments ("IFRS 9") contains three principle classification categories for financial instruments: measured at amortised cost, fair value through other comprehensive income ("FVOCI") and FVTPL. The classification (and subsequent measurement) of a financial instrument is based on the business model in which the financial instrument is managed, and where relevant, its cash flow characteristics. Since the Company manages and evaluates the performance of all of its financial instrument on a fair value basis in accordance with a documented investment strategy it must classify its financial assets as FVTPL. Loan from the Ultimate Parent and coupon payable on loan are recorded at fair value and are classified as financial liabilities designated at FVTPL when they either eliminate or significantly reduce an accounting mismatch.

Subsequent measurement

Subsequent to initial recognition, all instruments classified at FVTPL were measured at fair value with changes in their fair value recognised in the Statement of Comprehensive Income. Assets and liabilities not carried at fair value were carried at amortised cost; their carrying values were a reasonable approximation of fair value.

(iii) Fair value measurement principles

'Fair value' is the price that would be received to sell an asset or paid to transfer a liability in an orderly transaction between market participants at the measurement date in the principal or, in its absence, the most advantageous market to which the Company has access to at that date. The fair value of a liability reflects its non-performance risk.

The fair value of financial assets and liabilities traded in active markets (such as publicly traded derivatives and trading securities) are based on quoted market prices at the close of trading at the financial year end date. A market is regarded as active if transactions for the asset or liability take place with sufficient frequency and volume to provide pricing information on an ongoing basis.

Barings European Loan Limited

Notes to the Financial Statements (continued)

For the financial year ended 31 December 2025

2. Material accounting policies (continued)

(d) Financial assets and liabilities (continued)

(iii) Fair value measurement principles (continued)

Financial assets and financial liabilities are priced at current mid prices. However, this does not impact on the profit for this financial year or the comparative financial year as any change is effectively transferred to the Controlling Sub-fund, via the loans obtained from the Ultimate Parent. Under the loan agreement, all of the Company's profit or loss (except for a yearly profit of €250) is incorporated into the value of the outstanding loan. Accordingly any additional gains or losses arising from this pricing methodology change (as disclosed above) will be offset by an equal and opposite adjustment to the coupon payable amount on the loan from the Ultimate Parent.

If a quoted price is not available from a recognised market, or is unrepresentative in the opinion of the Directors or their delegate, such a security shall be valued, by estimating with care and in good faith the probable realisation value of the investment, by the Directors or their delegate or a competent person, which may be Baring Asset Management Limited and Barings LLC (appointed by the Directors and each approved for the purpose by the Depositary) or valued at the probable realisable value estimated with care and in good faith by any other means, provided that the value is approved by the Depositary.

The value of any security, including debt and equity securities which is not normally quoted, listed or traded on or under the rules of a recognised exchange will be determined in accordance with the above provisions or obtained from an independent pricing source (if available).

The fair value of derivatives that are not exchange traded is estimated at the amount that the Company would receive or pay to terminate the contract at the Statement of Financial Position date taking into account current market conditions (volatility, appropriate yield curve) and the current creditworthiness of the counterparties.

(iv) Amortised cost measurement principles

The amortised cost of a financial asset or financial liability is the amount at which the financial asset or financial liability is measured on initial recognition minus the principal repayments, plus or minus the cumulative amortisation using the effective interest method of any difference between that initial amount and the maturity amount and, for financial assets, adjusted for any loss allowance.

(v) Impairment

IFRS 9 requires an impairment assessment to be carried out on its financial assets. For financial assets measured at amortised cost, the Directors have assessed that impairment does not apply to financial assets classified as FVTPL. The Directors consider the probability of default to be close to zero, as these instruments have a low risk of default and the counterparties have a strong capacity to meet their contractual obligations in the near term. As a result, no loss allowance has been recognised in the financial statements based on 12-month expected credit losses as any such impairment would be wholly insignificant to the Company.

(vi) Derecognition

The Company derecognises a financial asset when the contractual rights to the cash flows from the financial asset expires or it transfers the financial asset and the transfer qualifies for derecognition in accordance with IFRS 9.

A financial liability is derecognised when the obligation specified in the contract is discharged, cancelled or expired.

The Company uses the average cost method to determine realised gains and losses on derecognition. Additional gains or losses arising from this pricing methodology change (as disclosed above) will be offset by an equal and opposite adjustment to the coupon payable amount on the loan from the Ultimate Parent.

(vii) Forward foreign exchange contracts

Forward foreign exchange contracts are recognised at fair value on the date on which a derivative contract is entered into and are subsequently re-measured at their fair value. All forward foreign exchange contracts are carried as assets when fair value is positive and as liabilities when fair value is negative. Any changes in fair value is recognised in the Statement of Comprehensive Income.

The fair value of forward foreign exchange contracts that are not exchange traded is estimated at the amount that the Company would receive or pay to terminate the contract at the financial year end date taking into account current market conditions (volatility, appropriate yield curve) and the current creditworthiness of the counterparties. Specifically, the fair value of a forward foreign exchange contract is determined as a net present value of estimated future cash flows, discounted at appropriate market rates on the valuation date. The unrealised gain or loss on open forward foreign exchange contracts is calculated as the difference between the contract price and this forward price.

The best evidence of fair value of a derivative at initial recognition is the transaction price. Subsequent changes in the fair value of any derivative instrument is recognised immediately in the Statement of Comprehensive Income.

Barings European Loan Limited

Notes to the Financial Statements (continued)

For the financial year ended 31 December 2025

2. Material accounting policies (continued)

(d) Financial assets and liabilities (continued)

(viii) Collective Investment Schemes ("CIS")

Financial assets include investments in open-ended investment funds. Fair value is based on the underlying fund administrator's calculation of the net asset value ("NAV") per share as the best approximation of fair value (market value of the fund's assets less liabilities divided by the number of shares) which will be the latest NAV published by the CIS's, taking into account any adjustments that may be required to account for illiquidity, low trading volumes or any such factors that may indicate that the NAV may not be fair value.

The NAV at 31 December 2025 provided by the administrators of the underlying funds may subsequently be adjusted when audited financial statements for the underlying funds become available. The Board of Directors and the Investment Managers will consider from time to time other factors that may have an impact on the NAV per share of the underlying funds and may consider adjusting its price to reflect a more appropriate fair value of a collective investment scheme. There have been no such adjustments at 31 December 2025 (31 December 2024: Nil).

(ix) Unfunded loans

Unfunded loans occur when the Company commits to purchase a loan asset and has purchased less than 100% of the commitment as at the financial year end. The percentage undrawn as at the financial year end is the unfunded loan. The unfunded portion is carried at FVTPL on the Statement of Financial Position.

(x) Cash and cash equivalents

Cash comprises of current deposits with banks. Cash equivalents are short-term highly liquid investments that are readily convertible to known amounts of cash, are subject to an insignificant risk of changes in value, and are held for the purpose of meeting short-term cash commitments rather than for investment or other purposes. Cash and cash equivalents are measured at amortised cost.

(e) Income

(i) Coupon income from financial assets at FVTPL

Coupon income on financial assets at FVTPL is included in net change on financial assets at FVTPL in the Statement of Comprehensive Income. Income not yet received is included in other receivables in the Statement of Financial Position. Income which suffers a deduction of tax at source is shown gross of withholding tax. Non-recoverable withholding tax is disclosed separately in the Statement of Comprehensive Income.

(ii) Bank interest and interest expense

Bank interest and interest expense is recognised on an effective interest method and includes interest income and expense from cash and cash equivalents. Bank interest income and expense is included in net change on financial assets at FVTPL and interest expense in the Statement of Comprehensive Income, respectively. Bank interest income not yet received is included in other receivables in the Statement of Financial Position on an accruals basis.

(f) Miscellaneous income

Miscellaneous income is comprised of various fees received relating to the loans held in the Company's Schedule of Investments e.g. extension fees and prepayment fees. It is recognised in the Statement of Comprehensive Income on an accruals basis.

(g) Net change on financial assets at FVTPL

A financial asset is classified as at FVTPL on initial recognition. Directly attributable transaction costs are recognised in profit or loss as incurred. Financial assets at FVTPL are measured at fair value and changes therein, including any coupon or dividend income, realised and unrealised gains/losses, are recognised in the Statement of Comprehensive Income.

(h) Net change on financial liabilities designated at FVTPL

Loans from the Ultimate Parent are recorded at fair value and are classified as liabilities designated at FVTPL when they either eliminate or significantly reduce an accounting mismatch. The coupon expense on the loan from the Ultimate Parent is dependent on the financial performance of the Company and is recognised in the Statement of Comprehensive Income on an accrual basis.

(i) Expenses

All expenses are recognised in the Statement of Comprehensive Income on an accruals basis.

(j) Taxation

Corporation tax is provided on taxable profits at current rates applicable to the Company's activities.

Barings European Loan Limited

Notes to the Financial Statements (continued)

For the financial year ended 31 December 2025

2. Material accounting policies (continued)

(j) Taxation (continued)

In accounting for uncertainties in income tax, the Investment Managers apply a policy which is based upon the probability and materiality of a tax liability or refund crystallising if the Investment Manager were to realise all assets and wind up the Company T+0. The principals of our policy are detailed below:

- If there is a high probability of a tax position arising which represents a material value or devaluation of the investors interest then the Investment Manager will accrue for this in the balance sheet.
- If there is a low probability of a tax position arising, but the position would have a material effect on the value of the investors interests, the Investment Manager will provide a disclosure in the financial statements so as to ensure that investors are aware of the value at risk to their investment.
- If there is a low probability of a tax position arising and the position would not have a material effect on the value of the investors interests then the Investment Manager will not accrue for this in the balance sheet or make a disclosure in the financial statements.

The Company is a Qualifying Company within the meaning of Section 110 of the Taxes Consolidation Act, 1997. As such, the profits of the Company are chargeable to corporation tax under Case III of Schedule D at a rate of 25% but are computed in accordance with the provisions applicable to Case I of Schedule D.

(k) Receivable for investments sold and payable for investments purchased

Receivable for investments sold and payable for investments purchased represent amounts receivable and payable respectively, for transactions contracted for but not yet delivered at the end of the financial year. These amounts are recognised initially at fair value and subsequently at amortised cost.

3. Cash and cash equivalents

Cash and cash equivalents are held with the Depository. State Street Corporation, the parent company of the Depository, had a Standard & Poor's ("S&P") credit rating of A (31 December 2024: A) as at 31 December 2025. As at 31 December 2025, the Company held €52,053,945 (31 December 2024: €52,906,583) in cash and cash equivalents. Cash and cash equivalents are measured at amortised cost.

4. Share capital

Authorised

The authorised share capital of the Company is €1,000 divided into 1,000 shares of €1.00 each.

Issued and fully paid

The issued and paid up share capital is €100 and it is held by State Street Custodial Services (Ireland) Limited (the "Depository").

The Company does not have any externally imposed capital requirements.

5. Other receivables

	31 December 2025	31 December 2024
	€	€
Coupon receivable on loan investments	29,604,995	47,175,392
Principal receivable on loan investments	12,786	287,445
Coupon receivable on bonds	6,435,011	5,106,598
Other receivables	1,602	1,602
	<u>36,054,394</u>	<u>52,571,037</u>

6. Other payables and accrued expenses

	31 December 2025	31 December 2024
	€	€
Depository fees payable	(25,118)	(25,118)
Miscellaneous payables	(821)	(4,236)
	<u>(25,939)</u>	<u>(29,354)</u>

Barings European Loan Limited

Notes to the Financial Statements (continued)

For the financial year ended 31 December 2025

6. Other payables and accrued expenses (continued)

The table below outlines the statutory audit fees and tax advisory and compliance services fees charged (exclusive of VAT) for the financial years ended 31 December 2025 and 31 December 2024:

	31 December 2025	31 December 2024
	€	€
Statutory audit	(39,700)	(44,520)
Tax advisory and compliance services	(11,870)	(9,580)
Total	(51,570)	(54,100)

7. Distributions

No distributions are recommended by the Directors in respect of the financial year ended 31 December 2025 (31 December 2024: Nil)

8. Net change on financial assets at FVTPL

	31 December 2025	31 December 2024
	€	€
Coupon income from financial assets at FVTPL	235,452,909	296,167,009
Dividend income	-	2,699,419
Income from investments		
- Realised loss on investments	(40,545,235)	(48,792,636)
- Unrealised net change on investments	(94,991,818)	48,662,778
- Realised gain/(loss) on derivatives	29,806,396	(24,631,316)
- Unrealised net change on derivatives	7,530,991	(17,715,845)
Total	137,253,243	256,389,409

9. Related party transactions

Loan from the Ultimate Parent

The Company is a wholly owned subsidiary of Barings European Loan Fund (the "Controlling Sub-fund"), which is a sub-fund of Barings Global Investment Funds Plc (the "Ultimate Parent"). The Company is funded for its acquisition of investments on behalf of the Controlling Sub-fund by way of loans from the Ultimate Parent, which are granted pursuant to a loan agreement and repayable on demand. The obligations of the Company to the Controlling Sub-fund shall be limited recourse obligations payable solely from the portfolio held by or on behalf of the Company after satisfying in full all senior obligations. The cost of the loan (coupon charged on loan) will be dependent on the profit of the Company

The carrying amount of the Loan and coupon payable on the loan from the Ultimate Parent, designated at FVTPL as at 31 December 2025 was €3,152,467,924 (31 December 2024: €3,807,399,035). The net change on financial liabilities designated at FVTPL for the financial year ended 31 December 2025 was €(137,158,902) (31 December 2024: €(256,744,375)).

In the event that accumulated losses prove not to be recoverable during the life of the Company, this will reduce the obligation to the loans from the Ultimate Parent (i.e. contractual amounts at maturity by an equivalent amount).

Revolving credit facility and security deed

The Company acts as the Guarantor for revolving credit facilities entered into by the Ultimate Parent, on behalf of the Controlling Sub-fund and the Company with Bank of America N.A., Barclays Bank PLC, BNP Paribas, Citibank N.A., HSBC Bank plc, Morgan Stanley Bank N.A. and State Street Bank International GmbH. On 2 October 2025, the credit facility was renewed for one year for US\$425,000,000. There is also a swingline facility (which is a subdivision of the revolving credit facilities above) included in these facilities with State Street Bank International GmbH. The swingline facility amount is US\$70,800,000. As at 31 December 2025, there was no amount outstanding on this credit facility (31 December 2024: no amount outstanding). Lines were not drawn through 2025.

Barings European Loan Limited

Notes to the Financial Statements (continued)

For the financial year ended 31 December 2025

9. Related party transactions (continued)

Investment Managers

The Company is managed by Baring International Fund Managers (Ireland) Limited. Baring Asset Management Limited and Barings LLC act as Investment Managers to the Company. The Investment Managers implement the investment strategy as specified in the Prospectus and Supplements. The Investment Managers are paid by the Controlling Sub-fund.

Directors' and Secretary's interests

Directors' fees for the financial year amounted to €Nil (31 December 2024: €Nil) of which €Nil (31 December 2024: €Nil) was payable at the financial year end.

Mr. Alan Behen and Mr. Paul Smyth are also Directors of the Ultimate Parent. Mr. Alan Behen and Mr. Paul Smyth are employees and Directors of Baring International Fund Managers (Ireland) Limited, the Manager and Alternative Investment Fund Manager to the Ultimate Parent. While these Directors don't receive fees from the Company directly for their role as Directors, they are paid through their employment with the Manager and Alternative Investment Fund Manager.

Neither the Directors nor the Company Secretary held any shares in the Company.

10. Financial instruments and associated risks

The Company is exposed to market risk, credit risk and liquidity risk arising from the financial instruments it holds.

(a) Market risk

Market risk embodies the potential for both losses and gains and includes foreign currency risk, interest rate risk and price risk, which are discussed in detail under separate headings within this note.

The Company's exposure to market risk is that the value of assets will generally fluctuate with, among other things, general economic conditions, the condition of certain financial markets, international political events, developments or trends in any particular industry and the financial condition of the issuers of the loans that the Company invests in.

The Company's market risk is managed on a daily basis by the Investment Managers in accordance with policies and procedures in place. The Company's overall market positions are reported to the Board of Directors on a quarterly basis.

As the majority of the financial instruments are carried at FVTPL, all changes in market conditions will directly impact the Company's results.

(i) Foreign currency risk

The Company uses forward foreign exchange contracts to hedge against foreign exchange risks on a portion of its portfolio. The Company does not seek to establish a perfect correlation between the hedging instruments utilised and the portfolio being hedged. The hedging transactions may result in a poorer overall performance for the Company than if it had not engaged in such hedging transactions. Since the characteristics of many securities change as markets change, the success of the Company's hedging strategy is also subject to the Company's ability to continually recalculate, readjust and execute hedges in an efficient and timely manner. The Company does not regard the probability of foreign exchange risk occurring to be significantly high as to justify the cost of the hedge. The Investment Managers implement and manage this process through the use of various counterparties.

The Investment Managers regularly review such positions to ensure that they are in line with the Company's investment policies.

The following table sets out the Company's total exposure to foreign currency risk and the net exposure to foreign currencies of the monetary assets and liabilities at 31 December 2025:

	Financial assets and liabilities at FVTPL	Cash and cash equivalents	Other assets and liabilities*	Forward foreign exchange contracts	Net exposure	% of Total assets
	€	€	€	€	€	%**
CHF	-	11,797	-	-	11,797	0.00
GBP	180,381,274	2,519,186	12,386,606	(193,210,891)	2,076,175	0.07
JPY	-	2	-	-	2	0.00
NOK	8,027,129	-	-	(7,552,157)	474,972	0.01
USD	217,664,580	9,014,910	(7,597,732)	(217,144,065)	1,937,693	0.06

*Other assets and liabilities are comprised mainly of trade payables and receivables.

Barings European Loan Limited

Notes to the Financial Statements (continued)

For the financial year ended 31 December 2025

10. Financial instruments and associated risks (continued)

(a) Market risk (continued)

(i) Foreign currency risk (continued)

**% of Total Assets refers to the Total Net Assets of the Controlling Sub-fund.

The following table sets out the Company's total exposure to foreign currency risk and the net exposure to foreign currencies of the monetary assets and liabilities at 31 December 2024:

	Financial assets and liabilities at FVTPL	Cash and cash equivalents	Other assets and liabilities*	Forward foreign exchange contracts	Net exposure	% of Total assets %**
	€	€	€	€	€	%**
CHF	-	6,838	-	(6,838)	-	0.00
GBP	326,213,215	-	(2,524,515)	(296,817,058)	26,871,642	0.71
USD	268,876,774	8,872,426	311,726	(272,138,172)	5,922,754	0.16

*Other assets and liabilities are comprised mainly of trade payables and receivables.

**% of Total Assets refers to the Total Net Assets of the Controlling Sub-fund.

Sensitivity analysis

The following currency sensitivity analysis information is a relative estimate of risk and is not intended to be a precise and accurate number. The calculations are based on historical data. Future rate movements and correlations between currencies could vary significantly from those experienced in the past.

The Company is exposed to foreign currency risk, however the risk is effectively transferred to the Controlling Sub-fund, via the loans obtained from the Ultimate Parent, since under the loan agreement, all of the Company's profit or loss (except for a yearly profit of €250) will be incorporated into the value of the outstanding loans (please see Note 9). Accordingly any additional gains or losses arising from changes in foreign currency rates will be offset by an equal and opposite adjustment to the coupon payable amount on the loan from the Ultimate Parent.

As at 31 December 2025, had the exchange rate increased or decreased by 5% with all other variables held constant, the increase or decrease respectively in the value of the Company's investments, denominated in currencies other than the base currency of the Company, would be as follows:

	31 December 2025	31 December 2024
	€	€
CHF	590	-
GBP	103,809	1,343,582
NOK	23,749	-
USD	96,885	296,138

(ii) Interest rate risk

The Company is exposed to the risk that the fair value or future cash flows of its financial instruments will fluctuate as a result of changes in market interest rates. The Company's investments which are subject to interest rate risk are bonds and loans. The loans have a floating rate payment structure, whereby a fixed basis point spread is paid over the prevailing reference rate, typically SONIA or SOFR, reset on a quarterly or semi-annual basis. Changes in interest rates can also have an effect on the valuation of financial asset and liability instruments held by the Company. Other than the loan from the Ultimate Parent and unfunded loans, the Company has no liabilities as at 31 December 2025 and 31 December 2024 that are exposed to changes in interest rates.

Barings European Loan Limited

Notes to the Financial Statements (continued)

For the financial year ended 31 December 2025

10. Financial instruments and associated risks (continued)

(a) Market risk (continued)

(ii) Interest rate risk (continued)

The following table details the Company's exposure to interest rate risks. It includes the Company's assets and trading liabilities at fair values, categorised by maturity date and measured by the carrying value of the assets and liabilities at 31 December 2025 and 31 December 2024:

31 December 2025	Within one year €	1 - 5 years €	Greater than 5 years €	Non- interest bearing €	Total €
Assets					
Financial assets at FVTPL:					
- Investments	77,160,128	1,700,025,103	1,139,619,821	113,628,136	3,030,433,188
- Forward foreign exchange contracts	-	-	-	1,762,631	1,762,631
Other receivables	-	-	-	36,054,394	36,054,394
Receivable for investments sold	-	-	-	137,138,638	137,138,638
Cash and cash equivalents	52,053,945	-	-	-	52,053,945
Total assets	129,214,073	1,700,025,103	1,139,619,821	288,583,799	3,257,442,796
Liabilities					
Financial liabilities designated at FVTPL:					
- Loan and coupon payable on loan from Ultimate Parent	(3,152,467,924)	-	-	-	(3,152,467,924)
Financial liabilities held for trading:					
- Forward foreign exchange contracts	-	-	-	(889,087)	(889,087)
Payable for investments purchased	-	-	-	(104,056,463)	(104,056,463)
Other payables and accrued expenses	-	-	-	(25,939)	(25,939)
Total liabilities	(3,152,467,924)	-	-	(104,971,489)	(3,257,439,413)
Total interest sensitivity gap	(3,023,253,851)	1,700,025,103	1,139,619,821		
31 December 2024					
	Within one year €	1 - 5 years €	Greater than 5 years €	Non- interest bearing €	Total €
Assets					
Financial assets at FVTPL:					
- Investments	69,951,722	2,655,906,427	835,706,637	313,283,781	3,874,848,567
- Forward foreign exchange contracts	-	-	-	30,505	30,505
Other receivables	-	-	-	52,571,037	52,571,037
Receivable for investments sold	-	-	-	143,577,173	143,577,173
Cash and cash equivalents	52,906,583	-	-	-	52,906,583
Total assets	122,858,305	2,655,906,427	835,706,637	509,462,496	4,123,933,865
Liabilities					
Financial liabilities designated at FVTPL:					
- Loan and coupon payable on loan from Ultimate Parent	(3,807,399,035)	-	-	-	(3,807,399,035)
Financial liabilities held for trading:					
- Forward foreign exchange contracts	-	-	-	(6,687,952)	(6,687,952)
Payable for investments purchased	-	-	-	(309,814,328)	(309,814,328)
Other payables and accrued expenses	-	-	-	(29,354)	(29,354)
Total liabilities	(3,807,399,035)	-	-	(316,531,634)	(4,123,930,669)
Total interest sensitivity gap	(3,684,540,730)	2,655,906,427	835,706,637		

Barings European Loan Limited

Notes to the Financial Statements (continued)

For the financial year ended 31 December 2025

10. Financial instruments and associated risks (continued)

(a) Market risk (continued)

(ii) Interest rate risk (continued)

Interest rate sensitivity

The below interest rate sensitivity analysis information is a relative estimate of risk and is not intended to be a precise and accurate number. The calculations are based on historical data. Future interest rate movements could vary significantly from those experienced in the past.

The interest rate risks of the Company are effectively transferred to the Controlling Sub-fund via the loans obtained from the Ultimate Parent on behalf of its fund, the Controlling Sub-fund. Accordingly any additional gains or losses arising from changes in interest rates will be offset by an equal and opposite adjustment to the coupon payable amount on the loan from the Ultimate Parent.

It should be noted that a change in the SONIA or SOFR interest rates may affect the fair value of the loan from the Ultimate Parent as follows (assuming negligible duration on floating rate instruments):

Interest change %	% Effect on Loan Fair Value 31 December 2025	Interest change %	% Effect on Loan Fair Value 31 December 2025
(1.00)	+0.49	+1.00	(0.48)
(1.50)	+0.74	+1.50	(0.71)
(2.00)	+0.99	+2.00	(0.94)

Interest change %	% Effect on Loan Fair Value 31 December 2024	Interest change %	% Effect on Loan Fair Value 31 December 2024
(1.00)	+0.43	+1.00	(0.42)
(1.50)	+0.65	+1.50	(0.63)
(2.00)	+0.87	+2.00	(0.83)

(iii) Price risk

All of the Company's financial investments (loans, bonds, equities, collective investment schemes and forward foreign exchange contracts) are carried at fair value on the Statement of Financial Position. Usually the fair value of the investments can be reliably determined within a reasonable range of estimates. For certain other financial instruments, including other receivables, interest receivable on bank, receivable for investments sold, payable for investments purchased, other payables and accrued expenses, the carrying amounts approximate fair value due to the immediate or short-term nature of these financial instruments.

Fair value estimates are made at a specific point in time, based on market conditions and information about the financial instrument. These estimates are subjective in nature and involve uncertainties and matters of significant judgement (e.g. interest rates, volatility, estimated cash flows etc.) and therefore, cannot be determined with precision.

Sensitivity analysis

The below price sensitivity analysis information is a relative estimate of risk and is not intended to be a precise and accurate number. The calculations are based on historical data. Future price movements could vary significantly from those experienced in the past.

A 5% increase in investment prices at 31 December 2025 would have increased the value of investments at FVTPL by €151,521,659 (31 December 2024: €193,742,428) and it would have also increased the value of the loans from the Ultimate Parent by an equal amount. The net impact on the net assets of the Company would be €Nil (31 December 2024: €Nil).

(b) Credit risk

Credit risk is the risk that a counterparty to a financial instrument will fail to discharge an obligation or commitment that it has entered into with the Company resulting in a financial loss to the Company. The Company may invest in investments such as loans which are below investment grade, which as a result carry greater credit risk than investment grade sovereign or corporate bonds or loans.

The Company's credit risk concentration is spread between a number of counterparties. The top ten holdings in the Company represented 13.66% (31 December 2024: 15.96%) of the market value of the Company's assets.

Furthermore, where exposure to loans is gained by purchase of Sub-Participations, there is the additional credit and bankruptcy risk of the direct participant and its failure for whatever reason to account to the Company for monies received in respect of loans directly held by it. In analysing each loan or Sub-Participation, the Investment Managers will compare the relative significance of the risks against the expected benefits of the investment.

Barings European Loan Limited

Notes to the Financial Statements (continued)

For the financial year ended 31 December 2025

10. Financial instruments and associated risks (continued)

(b) Credit risk (continued)

In purchasing Sub-Participations, the Company generally will not have the right to enforce compliance by the obligor with the terms of the applicable debt agreement nor directly benefit from the supporting collateral for the debt in respect of which it has purchased a Sub-Participation.

The carrying amounts of financial assets best represent the maximum credit risk exposure at the financial year end-date. The Investment Managers through their investment strategy will endeavour to avoid losses relating to defaults on the underlying assets. In-house research is used to identify asset allocation opportunities amongst various fixed income asset classes and to take advantage of episodes of market mid-pricing.

The Company may utilise different financial instruments to seek to hedge against declines in the value of the Company's positions as a result of changes in currency exchange rates. The Company is exposed to credit risk associated with the forward currency counterparties with whom it trades and will also bear the risk of settlement default.

None of the financial assets and financial liabilities are offset in the Statement of Financial Position. The Company's financial assets and financial liabilities are subject to an enforceable master netting arrangement or similar agreement that covers similar financial instruments. While the terms and conditions of these agreements may vary, all transactions under any such agreement constitute a single contractual relationship. Each party's obligation to make any payments, deliveries or other transfers in respect of any transaction under such an agreement may be netted against the other party's obligations under such agreement. A default by a party in performance with respect to one transaction under such an agreement would give the other party the right to terminate all transactions under such agreement and calculate one net amount owed from one party to the other. The following tables present information about the offsetting of derivative instruments.

At 31 December 2025, the Company's derivative assets and liabilities are as follows:

Description	Counterparty	Value of derivative assets €	Financial instruments €	Collateral received €	Net €
Forward foreign exchange contracts	Barclays Bank	1,762,631	(889,087)	-	873,544
		<u>1,762,631</u>	<u>(889,087)</u>	<u>-</u>	<u>873,544</u>

Description	Counterparty	Value of derivative liabilities €	Financial instruments €	Collateral pledged €	Net €
Forward foreign exchange contracts	Barclays Bank	(889,087)	889,087	-	-
		<u>(889,087)</u>	<u>889,087</u>	<u>-</u>	<u>-</u>

At 31 December 2024, the Company's derivative assets and liabilities were as follows:

Description	Counterparty	Value of derivative assets €	Financial instruments €	Collateral received €	Net €
Forward foreign exchange contracts	State Street Bank	30,505	(30,505)	-	-
		<u>30,505</u>	<u>(30,505)</u>	<u>-</u>	<u>-</u>

Barings European Loan Limited

Notes to the Financial Statements (continued)

For the financial year ended 31 December 2025

10. Financial instruments and associated risks (continued)

(b) Credit risk (continued)

Description	Counterparty	Value of derivative liabilities €	Financial instruments €	Collateral pledged €	Net €
Forward foreign exchange contracts	State Street Bank	(6,687,952)	30,505	-	(6,657,447)
		<u>(6,687,952)</u>	<u>30,505</u>	<u>-</u>	<u>(6,657,447)</u>

The Company's financial assets exposed to credit risk were concentrated in the following geographical areas:

	% of Market Value 31 December 2025	% of Market Value 31 December 2024
Belgium	0.9	-
Canada	0.6	-
Czech Republic	1.1	-
Denmark	2.3	1.0
Finland	1.5	0.8
France	8.5	8.5
Germany	12.0	12.7
Ireland	2.9	3.8
Isle of Man	0.1	0.1
Italy	3.5	1.1
Jersey, Channel Islands	3.2	1.9
Lithuania	0.5	0.0
Luxembourg	17.2	23.8
Netherlands	9.2	10.4
New Zealand	-	0.8
Norway	1.0	0.8
Spain	5.1	4.3
Supranational	0.2	-
Sweden	0.9	1.0
United Kingdom	19.0	18.2
United States	10.3	10.8
	<u>100.0</u>	<u>100.0</u>

Barings European Loan Limited

Notes to the Financial Statements (continued)

For the financial year ended 31 December 2025

10. Financial instruments and associated risks (continued)

(b) Credit risk (continued)

The Company held investments in bonds and loans with the following publicly quoted credit ratings:

Moody's Rating	% of Market Value 31 December 2025	% of Market Value 31 December 2024
Baa2	1.8	0.3
Baa3	0.8	0.3
Ba1	4.7	0.4
Ba2	1.2	3.1
Ba3	12.5	10.2
B1	16.0	12.7
B2	30.0	31.4
B3	21.9	19.9
Caa1	0.8	2.4
Caa2	2.8	1.5
Caa3	1.4	1.2
Ca	-	1.4
C	-	0.2
Not publicly rated	6.1	15.0
	100.0	100.0

Credit risk arising on transactions with brokers relates to transactions awaiting settlement. The Company monitors the credit rating and financial positions of the brokers used to mitigate this risk. The Investment Managers also monitor the settlement process on a regular basis.

The nature of the non-publicly rated assets is entirely consistent with the loan market. The Investment Managers undertake extensive due diligence on all deals before initial investment. Post initial approval by the credit committee and throughout the holding period of the investment, the Investment Managers continually evaluate the investment's performance including such measures as reviewing pricing levels, monthly accounts, budgets and meeting management, where appropriate.

At the reporting date, the Company's financial assets exposed to credit risk are as follows:

	31 December 2025	31 December 2024
	€	€
Investments at fair value	3,021,805,053	3,864,124,458
Forward foreign exchange contracts	1,762,631	30,505
Other receivables	36,054,394	52,571,037
Receivable for investments sold	137,138,638	143,577,173
Cash and cash equivalents	52,053,945	52,906,583
Total	3,248,814,661	4,113,209,756

Amounts in the above table are based on the carrying value of the financial assets as at the financial year end date.

Substantially all of the non-loan assets of the Company (including cash) are held by the State Street Custodial Services (Ireland) Limited (the "Depository"). Bankruptcy or insolvency of the Depository may cause the Company's rights with respect to securities held by the Depository to be delayed or limited. The Company monitors its risk by monitoring the credit quality and financial positions of the Depository the Company uses. The S&P credit rating of State Street Corporation as at 31 December 2025 was A (31 December 2024: A). The S&P credit rating of National Australia Bank Limited as at 31 December 2025 was AA- (31 December 2024: AA-).

All of the loan assets of the Company have agent banks, and are not safeguarded within the Depository's network. Bankruptcy or insolvency of an agent bank may cause the Company's rights with respect to amounts held by the agent bank (on behalf of the associated loan) to be delayed or limited.

The agent banks used by the Company have Moody's credit ratings ranging from Aa2 to B1 as at year end 31 December 2025.

Barings European Loan Limited

Notes to the Financial Statements (continued)

For the financial year ended 31 December 2025

10. Financial instruments and associated risks (continued)

(b) Credit risk (continued)

The Company's Investment Managers analyse credit concentration based on the counterparty, industry and geographical location of the financial assets that the Company holds.

The Company's financial assets exposed to credit risk were concentrated in the following industries:

	% of Market Value 31 December 2025	% of Market Value 31 December 2024
Aerospace and Defense	0.8	1.9
Automobile	1.5	2.3
Automotive	1.0	0.3
Banking	3.5	7.8
Banking, Finance, Insurance And Real Estate	-	2.6
Beverage, Food and Tobacco	2.2	2.9
Broadcasting and Entertainment	0.7	3.6
Buildings and Real Estate	2.5	1.6
Cargo Transport	-	0.4
Chemicals, Plastics and Rubber	4.1	6.3
Computers	0.4	-
Consumer durables & apparels	1.4	0.3
Containers, Packaging and Glass	4.2	1.9
Diversified Natural Resources, Precious Metals and Minerals	0.3	0.7
Diversified/ Conglomerate Manufacturing	6.8	5.7
Diversified/ Conglomerate Service	5.5	11.1
Electronics	7.6	1.2
Environmental	0.1	-
Finance	8.7	3.0
Food Service	1.0	-
Grocery	0.6	-
Healthcare products	1.9	-
Healthcare And Pharmaceuticals	-	1.4
Healthcare, Education and Childcare	11.6	16.9
High Tech Industries	-	0.2
Home and Office Furnishings, Housewares, and Durable Consumer Products	-	0.9
Hotels, Motels, Inns and Gaming	3.4	3.1
Insurance	-	0.3
Leisure, Amusement, Entertainment	3.0	3.6
Machinery Non-Agriculture, Non-Construction, Non-Electronic	0.1	0.3
Media	0.2	-
Media: Diversified and Production	1.2	-
Mining, Steel, Iron and Non Precious Metals	-	0.1
Oil and Gas	-	1.3
Personal Transportation	1.0	0.8
Personal, Food and Miscellaneous	-	1.3
Pharmaceuticals	1.7	-
Pipelines	0.4	-
Printing and Publishing	-	0.3
Retail	2.2	0.7
Retail Stores	0.4	1.1
Semiconductors	0.1	-
Services: Business	0.2	0.2
Services: Consumer	3.8	0.2
Technology	-	0.1
Telecommunications	15.0	12.4
Textiles and Leather	0.4	-
Utilities	0.5	1.2
	100.0	100.0

Barings European Loan Limited

Notes to the Financial Statements (continued)

For the financial year ended 31 December 2025

10. Financial instruments and associated risks (continued)

(b) Credit risk (continued)

Credit risk also incorporates counterparty risk which covers the likelihood of a counterparty failing which would principally arise on transactions with brokers that are awaiting settlement. As at 31 December 2025, the Company had trade receivables of €137,138,638 (31 December 2024: €143,577,173) and trade payables of €104,056,463 (31 December 2024: €309,814,328) of which €12,075,056 of the receivables (31 March 2025: €9,161,595) and €39,355,629 of the payables (31 March 2025: €40,395,857) remained outstanding at 31 March 2026, all other amounts have been settled. Risk relating to unsettled transactions is considered small due to the approval process of the brokers used and an active weekly settlement process employed from the outset by the Investment Managers.

(c) Liquidity risk

Liquidity risk is the risk that the Company will encounter difficulty in meeting obligations arising from its financial liabilities that are settled by delivering cash or another financial asset, or that such obligations will have to be settled in a manner that is disadvantageous to the Company.

The loan from the Ultimate Parent is repayable at any moment in time. However, the amount repayable shall be an amount equal to the relevant assets in the same currency as the loan.

No other assets will be available to the Ultimate Parent and the obligation to make payments shall be reduced accordingly (if necessary). Therefore, liquidity risk in relation to repayment of the loan from the Ultimate Parent is reduced.

The Company may invest in investments such as loans which are below investment grade, which as a result carry greater liquidity risk than investment grade sovereign or corporate bonds or loans.

Due to the unique and customised nature of loan agreements evidencing private debt assets and the private syndication thereof, these assets are not as easily purchased or sold as publicly traded securities. Although the range of investors in private debt has broadened in recent years, there can be no assurance that future levels of supply and demand in loan trading will provide the degree of liquidity which currently exists in the market. In addition, the terms of these assets may restrict their transferability without borrower consent. The Investment Managers will consider any such restriction, along with all other factors, in determining whether or not to advise the Company to acquire participation in each asset.

The requirement to sell investments quickly may result in an adverse impact on the value of holdings as forced sales will potentially be made below the fair value of investments. The Company may have to execute forced sales to satisfy large redemption requests in the Controlling Sub-fund. However, to mitigate this risk, the Prospectus of the Ultimate Parent and the Supplement for the Controlling Sub-fund provide for the restrictions in repurchasing redeemable shares. These restrictions will influence how quickly the Company's assets could be liquidated, if necessary, and include satisfying a repurchase of redeemable shares request of less than 5% of the Net Asset Value ("NAV") of the Controlling Sub-fund by a distribution of investments in-specie.

There are unfunded loans held in the portfolio for which there are unfunded loan commitments to purchase loan assets. Although there may be a requirement to provide funding for these loan commitments, there is limited exposure to liquidity risk associated with these unfunded loans as the loans could be sold to other market participants.

The Company must generate sufficient cash to satisfy redemption requests in the Controlling Sub-fund. The Controlling Sub-fund's constitutional documentation makes provision for a range of measures to assist with the management of liquidity on an ongoing basis, including, for example, the deferral of redemption applications exceeding 10% of the NAV of the Controlling Sub-fund. The Company is typically managed with 'buffer' of cash (to minimise the cash drag impact on returns for investors) but also typically has investments in senior secured public floating rate notes whose settlement period (T+2 through Euroclear) permits more rapid sale where this might be required for liquidity purposes.

The Company acts as the Guarantor for revolving credit facilities entered into by the Ultimate Parent, on behalf of the Controlling Sub-fund and the Company with Bank of America N.A., Barclays Bank PLC, BNP Paribas, Citibank N.A., HSBC Bank plc, Morgan Stanley Bank N.A. and State Street Bank International GmbH. On 2 October 2025, the credit facility was renewed for one year for US\$425,000,000. There is also a swingline facility (which is a subdivision of the revolving credit facilities above) included in these facilities with State Street Bank International GmbH. The swingline facility amount is US\$70,800,000. As at 31 December 2025, there was no amount outstanding on this credit facility (31 December 2024: no amount outstanding). Lines were not drawn through 2025.

All of the Company's financial liabilities as at 31 December 2025 and 31 December 2024 were payable within three months.

Barings European Loan Limited

Notes to the Financial Statements (continued)

For the financial year ended 31 December 2025

10. Financial instruments and associated risks (continued)

(c) Liquidity risk (continued)

The table below sets out the Company's gross-settled derivative financial instruments at 31 December 2025. The forward foreign exchange contracts held are for both portfolio and share class hedging purposes:

	Less than 1 month €	1-3 months €	Greater than 3 months €	Total €
Derivative financial assets and liabilities				
- Asset - Forward foreign exchange contracts	455,710,126	-	-	455,710,126
- Liability - Forward foreign exchange contracts	(454,836,582)	-	-	(454,836,582)
	<u>873,544</u>	<u>-</u>	<u>-</u>	<u>873,544</u>

The table below sets out the Company's gross-settled derivative financial instruments at 31 December 2024. The forward foreign exchange contracts held are for both portfolio and share class hedging purposes:

	Less than 1 month €	1-3 months €	Greater than 3 months €	Total €
Derivative financial assets and liabilities				
- Asset - Forward foreign exchange contracts	568,819,594	-	-	568,819,594
- Liability - Forward foreign exchange contracts	(575,477,041)	-	-	(575,477,041)
	<u>(6,657,447)</u>	<u>-</u>	<u>-</u>	<u>(6,657,447)</u>

(d) Fair value hierarchy

The Company measures fair values using the following fair value hierarchy that reflects the significance of the inputs used in making the measurements:

- Level 1 - Quoted market price in an active market for an identical instrument.
- Level 2 - Valuation techniques based on observable inputs. This category includes instruments valued using: quoted market prices in active markets for similar instruments; quoted prices for similar instruments in markets that are considered less than active; or other valuation techniques where all significant inputs are directly or indirectly observable from market data.
- Level 3 - Valuation techniques using significant unobservable inputs. This category includes all instruments where the valuation technique includes inputs not based on observable data and the unobservable inputs could have a significant impact on the instrument's valuation. This category includes instruments that are valued based on quoted prices for similar instruments where significant unobservable adjustments or assumptions are required to reflect differences between the instruments.

Valuation Framework

The Company has an established control framework with respect to measurement of fair values. This framework includes a Valuations Committee which is independent of front office management. Specific controls include:

- Review and approval of valuation methodologies;
- Review and approval process for changes to pricing models;
- Review of unobservable inputs and valuation adjustments;
- Review of independent third party pricing sources; and
- Review of prices where no third party pricing source is available.

The level in the fair value hierarchy within which the fair value measurement is categorised in its entirety is determined on the basis of the lowest level input that is significant to the fair value measurement in its entirety. For this purpose, the significance of an input is assessed against the fair value measurement in its entirety. If a fair value measurement uses observable inputs that require significant adjustment based on unobservable inputs, that measurement is a Level 3 measurement. Assessing the significance of a particular input to the fair value measurement in its entirety requires judgement, considering factors specific to the asset or liability.

Barings European Loan Limited

Notes to the Financial Statements (continued)

For the financial year ended 31 December 2025

10. Financial instruments and associated risks (continued)

(d) Fair value hierarchy (continued)

Valuation Framework (continued)

The determination of what constitutes 'observable' requires significant judgement by the Company. The Company considers observable data to be that market data that is readily available, regularly distributed or updated, reliable and verifiable, not proprietary and provided by independent sources that are actively involved in the relevant market. The majority of holdings as at 31 December 2025 and 31 December 2024 were based on broker quotes received from Markit Group Limited. The remainder were priced from market makers and other pricing providers providing quotes directly to the Investment Managers or the Administrator and were classified as Level 2. Where only single broker quotes are obtained for particular holdings, these holdings are classified as either Level 2 or Level 3 depending on trading and inputs into the price. The Investment Managers independently review the prices received as single broker quotes and ensure that they are in line with expectations.

If a quoted market price is not available on a recognised stock exchange or from a broker/dealer for non-exchange traded financial instruments, the fair value of the instrument is estimated using valuation techniques, including use of recent arm's length market transactions, (i.e., an exit price) reference to the current fair value of another instrument that is substantially the same, discounted cash flow techniques, option pricing models or any other valuation technique that provides a reliable estimate of prices obtained in actual market transactions. Where other pricing models are used, inputs are based on market data at the Statement of Financial Position date.

Fair value for unquoted equity investments is estimated, if possible, using applicable price/earnings ratios for similar listed companies adjusted to reflect the specific circumstances of the issuer. If a quoted price is not available from a recognised market, or is unrepresentative in the opinion of the Directors or their delegate, such a security shall be valued, by estimating with care and in good faith the probable realisable value of the investment, by the Directors or their delegate or a competent person, which may be the Investment Managers (appointed by the Directors and approved for the purpose by the Depositary) or valued at the probable realisation value estimated with care and in good faith by any other means provided that the value is approved by the Depositary.

The value of any security, including debt and equity securities which is not normally quoted, listed or traded on or under the rules of a recognised market and the value of loans and sub-participations in loans will be determined in accordance with the above provisions or obtained from an independent pricing source (if available).

	Fair value 31 December 2025	Fair value 31 December 2024
Security type categorised as Level 3:		
Bonds	€ 26,286,592	€ 38,197,035
Equities	8,628,134	360,667
Loans	123,036,415	182,272,647
	<u>157,951,141</u>	<u>220,830,349</u>

Please refer to the Schedule of Investments for the fair value of individual investments which were classified as Level 3.

For each class of assets and liabilities not measured at fair value in the Statement of Financial Position but for which fair value is disclosed, IFRS 13 requires the Company to disclose the level within the fair value hierarchy which the fair value measurement would be categorised and a description of the valuation technique and inputs used in the technique.

Assets and liabilities not carried at fair value are carried at amortised cost; their carrying values are a reasonable approximation of fair value.

Cash and cash equivalents include deposits held with banks and other short-term investments in an active market and they are categorised as Level 1.

Receivable for investments sold and other receivables include the contractual amounts for settlement of trades and other obligations due to the Company. Payable for investments purchased and other payables and accrued expenses represent the contractual amounts and obligations due by the Company for settlement of trades and expenses. All receivable and payable balances are categorised as Level 2.

The majority of investments held by the Company as at 31 December 2025 and 31 December 2024 were classified as Level 2 and were classified as Level 2 since the date of purchase. The loan and the coupon payable on the loan from the Ultimate Parent is classified as Level 2 since its value is based on the underlying investments, the majority of which are classified as Level 2.

Barings European Loan Limited

Notes to the Financial Statements (continued)

For the financial year ended 31 December 2025

10. Financial instruments and associated risks (continued)

(d) Fair value hierarchy (continued)

Valuation Framework (continued)

All forward foreign exchange contracts are classified as Level 2 since they are valued using observable inputs but are not quoted in an active market.

The following table analyses within the fair value hierarchy the Company's financial assets and liabilities measured at fair value at 31 December 2025:

	Level 1 €	Level 2 €	Level 3 €	Total Fair Value €
Financial assets at FVTPL:				
- Investments	105,000,002	2,767,482,045	157,951,141	3,030,433,188
- Forward foreign exchange contracts	-	1,762,631	-	1,762,631
Total financial assets	<u>105,000,002</u>	<u>2,769,244,676</u>	<u>157,951,141</u>	<u>3,032,195,819</u>
Financial liabilities designated at FVTPL:				
- Loan and coupon payable on loan from the Ultimate Parent	-	(3,152,467,924)	-	(3,152,467,924)
Financial liabilities held for trading:				
- Forward foreign exchange contracts	-	(889,087)	-	(889,087)
Total financial liabilities	<u>-</u>	<u>(3,153,357,011)</u>	<u>-</u>	<u>(3,153,357,011)</u>

The following table analyses within the fair value hierarchy the Company's financial assets and liabilities measured at fair value at 31 December 2024:

	Level 1 €	Level 2 €	Level 3 €	Total Fair Value €
Financial assets at FVTPL:				
- Investments	302,559,672	3,351,458,546	220,830,349	3,874,848,567
- Forward foreign exchange contracts	-	30,505	-	30,505
Total financial assets	<u>302,559,672</u>	<u>3,351,489,051</u>	<u>220,830,349</u>	<u>3,874,879,072</u>
Financial liabilities designated at FVTPL:				
- Loan and coupon payable on loan from the Ultimate Parent	-	(3,807,399,035)	-	(3,807,399,035)
Financial liabilities held for trading:				
- Forward foreign exchange contracts	-	(6,687,952)	-	(6,687,952)
Total financial liabilities	<u>-</u>	<u>(3,814,086,987)</u>	<u>-</u>	<u>(3,814,086,987)</u>

Transfers between levels of the fair value hierarchy are deemed to have occurred at the end of the financial year. There were no transfers between Level 1 and Level 2 during the financial year (31 December 2024: None). Transfers between Level 2 and Level 3 are discussed after the Level 3 reconciliation tables below, where relevant.

Barings European Loan Limited

Notes to the Financial Statements (continued)

For the financial year ended 31 December 2025

10. Financial instruments and associated risks (continued)

(d) Fair value hierarchy (continued)

Valuation Framework (continued)

The following table shows the movement in Level 3 of the fair value hierarchy for the financial year ended 31 December 2025 and 31 December 2024.

	Financial assets at FVTPL 31 December 2025 €	Financial assets at FVTPL 31 December 2024 €
Opening balance	220,830,349	287,093,803
Losses recognised in profit or loss	(49,178,226)	(58,785,378)
Purchases	158,629,712	92,921,445
Paydowns/Sales	(148,422,236)	(51,975,107)
Transfers out of Level 3	(23,908,458)	(69,266,626)
Transfers into Level 3	-	20,842,212
Closing balance	<u>157,951,141</u>	<u>220,830,349</u>
Total unrealised losses recognised in the Statement of Comprehensive Income for assets held at the end of the reporting financial year:		
- Included within unrealised loss on investments	<u>(42,422,737)</u>	<u>(90,719,365)</u>

The table below sets out information about significant unobservable inputs used at 31 December 2025 in measuring financial instruments categorised as Level 3 in the fair value hierarchy:

Asset Class	Fair Value €	Unobservable Inputs	Ranges	Weighted Average
Loans	123,036,415	Broker Quotes	0.00-103.50	86.99
Bonds	26,286,592	Broker Quotes	0.00-114.70	79.43
Equity	8,628,134	EBITDA Multiples/Recent Sales	0.00-21.53	20.49

The table below sets out information about significant unobservable inputs used at 31 December 2024 in measuring financial instruments categorised as Level 3 in the fair value hierarchy:

Asset Class	Fair Value €	Unobservable Inputs	Ranges	Weighted Average
Loans	182,272,647	Broker Quotes/Recent Sales	0.00-126.23	92.56
Bonds	38,197,035	Broker Quotes	0.00-126.90	126.36
Equity	360,667	EBITDA Multiples/Recent Sales	0.00-25.38	25.06

Sensitivity of Level 3 asset measured at fair value to changes in assumptions

The results of using reasonably possible alternative assumptions for valuing the Level 3 asset may result in the fair value estimate and recoverability of the asset being subject to uncertainty and a range of possible outcomes are likely. Such differences, if any, would not have a material effect on the overall portfolio as at 31 December 2025 or as at 31 December 2024.

If the value of level 3 securities increased/(decreased) by 5%, the effect on the NAV would be €7,897,557 (31 December 2024: €11,041,517).

11. Interests in other entities

Interests in Unconsolidated Structured Entities

IFRS 12 defines a structured entity as an entity that has been designed so that voting or similar rights are not the dominant factor in deciding who controls the entity, such as when any voting rights relate to the administrative tasks only and the relevant activities are directed by means of contractual agreements. A structured entity often has some of the following features or attributes:

- restricted activities;
- a narrow and well defined objective;
- insufficient equity to permit the structured entity to finance its activities without subordinated financial support; and
- financing in the form of multiple contractually linked instruments that create concentrations of credit or other risks.

Barings European Loan Limited

Notes to the Financial Statements (continued)

For the financial year ended 31 December 2025

11. Interests in other entities (continued)

Interests in Unconsolidated Structured Entities (continued)

Below is a summary of the Company's holdings in non-subsiary unconsolidated structured entities as at 31 December 2025:

Structured Entity ("SE")	Line item in Statement of Financial Position	No. of investments	Total Net Assets of the underlying SE* US\$	Carrying amount included in 'Financial assets at FVTPL' US\$	% of Total Net Assets**
CIS	Financial Assets at FVTPL	3	68,530,000,000	105,000,001	3.29

Below is a summary of the Company's holdings in non-subsiary unconsolidated structured entities as at 31 December 2024:

Structured Entity ("SE")	Line item in Statement of Financial Position	No. of investments	Total Net Assets of the underlying SE* €	Carrying amount included in 'Financial assets at FVTPL' €	% of Total Net Assets**
CIS	Financial Assets at FVTPL	3	54,994,827,855	302,559,672	8.02

*Based on the latest available Net Assets of the Structured Entities.

**% of Total Net Assets refers to Total Net Assets of the Controlling Sub-fund.

12. Exchange rates

The following exchange rates (against the €) were used in the Statement of Financial Position to translate foreign currency amounts, convert the investments and other assets and liabilities denominated in currencies other than €:

	31 December 2025	31 December 2024
Great British Pound (GBP)	1.1470	1.2086
Norwegian Krone (NOK)	0.0844	-
Swiss Franc (CHF)	-	1.0637
United States Dollar (USD)	0.8509	0.9654

13. Contingent liabilities

The Directors are not aware of any contingent liabilities as at 31 December 2025 or 31 December 2024.

14. Taxation

	31 December 2025	31 December 2024
Current financial year tax	€ (63)	€ (63)
Reconciliation of tax charge to profit before tax:		
Profit before tax	250	250
Corporation tax at 25%	(63)	(63)

Pillar Two rules are effective from 1 January 2024 in Ireland, where the Company is domiciled. Pillar Two is an Organisation for Economic Co-operation and Development ("OECD") initiative which implements a global minimum effective tax rate of 15% for certain entities. Under the enactment of Pillar Two into Irish law, the rules apply to Constituent Entities of Multi-National Enterprises and Large Domestic Groups as well as to stand alone entities which meet a revenue threshold. As under IFRS 10, the Controlling Sub-fund is not required to consolidate the Company, the Company does not fall within the definition of a Constituent Entity of a Multi-National Enterprise or Large Domestic Group and is also below the revenue threshold to fall within the rules as a stand-alone entity. The Company therefore is outside the scope of the Pillar Two obligations.

Barings European Loan Limited

Notes to the Financial Statements (continued)

For the financial year ended 31 December 2025

15. Ultimate Parent undertaking and Controlling Sub-fund undertaking of larger groups

The Company's Ultimate Parent undertaking is Barings Global Investment Funds Plc, a company incorporated in Ireland.

The immediate Controlling Sub-fund of Barings European Loan Limited is Barings European Loan Fund.

16. Charges

The loans from the Ultimate Parent on behalf of the Controlling Sub-fund are secured by the assignment of a fixed first charge of the Company's rights, title and coupon on debt investments.

There is also a charge in place on the assets of the Company in favour of State Street Bank and Trust Company, pursuant to the guarantor debenture on the revolving credit facility, as continuing security for the payment, performance and discharge of the secured obligations.

17. Significant events during the financial year

There were no significant events during the financial year, which require adjustment to, or disclosure in the financial statements.

18. Significant events after the financial year end

The Investment Manager is closely monitoring global market developments and geopolitical events such as the Russian invasion of Ukraine, ongoing Iran-US conflict, and heightened geopolitical uncertainty. While these events have contributed to heightened uncertainty across financial markets, as at 13 April 2026, the Company has not experienced any material impact on performance or investor redemptions. The Investment Manager remains vigilant and continues to assess potential implications for portfolio positioning and risk management.

There were no other significant events affecting the Company after the financial year end.

19. Comparative financial year

The comparative amounts in these financial statements are for the financial year ended 31 December 2024.

20. Approval of financial statements

The Directors approved these financial statements on 13 April 2026.

Barings European Loan Limited

Schedule of Investments (Unaudited)

As at 31 December 2025

Loans - 77.16% (Dec 2024: 84.97%)

Country	Industry	Obligor	Fair Value €	% of Net Assets*
Belgium	Pipelines	Finco Utilitas BV 2025 EUR Term Loan B	13,061,250	0.41
	Retail	United Petfood Finance BV 2025 EUR Term Loan B	15,152,700	0.47
Canada	Automotive	Clarios Global LP 2025 EUR Term Loan B	19,330,820	0.61
Czech Republic	Pharmaceuticals	AI Sirona (Luxembourg) Acquisition S.à r.l. 2025 EUR 1st Lien Term Loan B	29,664,557	0.93
		AI Sirona (Luxembourg) Acquisition S.à r.l. 2025 EUR Term Loan B5	3,820,710	0.12
Denmark	Healthcare, Education and Childcare	Auris Luxembourg III S.à r.l. 2025 EUR Term Loan B	26,828,183	0.84
Finland	Telecommunications	Nuuday AS EUR Term Loan B	25,331,250	0.79
	Healthcare, Education and Childcare	Mehilainen Yhtiot Oy 2025 EUR Term Loan B1	15,203,550	0.48
	Services: Consumer	Phm Group Holding Oy 2025 EUR Term Loan B	13,993,825	0.44
	Textiles and Leather	Spa Holdings 3 Oy 2025 EUR Term Loan B	13,348,500	0.42
France	Aerospace and Defense	Banijay Entertainment SAS 2025 EUR Term Loan B (2028)	11,241,580	0.35
	Automotive	Parts Europe Sa 2025 EUR Repriced Term Loan B	5,579,448	0.17
	Broadcasting and Entertainment	Tech 7 SAS EUR PIK Super Senior Term Loan**	-	0.00
		Tech 7 SAS EUR PIK Tranche 2 Note Term Loan**	-	0.00
		Tech 7 SAS EUR PIK Tranche 3 Note Term Loan**	-	0.00
		Tech 7 SAS EUR Tranche 4 Term Loan**	-	0.00
		Technicolor Creative Studios 2023 EUR PIK Reinstated Term Loan B**	-	0.00
		Technicolor Creative Studios 2023 EUR Pik Term Loan**	-	0.00
		Buildings and Real Estate	Foncia Management 2021 EUR Term Loan B	24,039,219
	Chemicals, Plastics and Rubber	AI Sirona (Luxembourg) Acquisition S.à r.l. 2021 EUR 1st Lien Term Loan B	11,178,232	0.35
	Consumer durables & apparels	Umami Bidco S.à r.l. EUR Term Loan B	10,102,800	0.32
	Containers, Packaging and Glass	CCP Lux Holding S.à r.l. 2023 EUR Term Loan B	2,913,120	0.09
		Silica Bidco 2025 EUR Term Loan B	10,906,081	0.34
		Foundever Group 2021 EUR Term Loan	6,860,000	0.21
	Diversified/ Conglomerate Service	Granite France Bidco SAS EUR Term Loan B	4,840,026	0.15
	Electronics	Atos Se EUR Pik 1.5 Lien Term Loan	17,098,600	0.54
		Atos Se EUR Term Loan B	12,366,000	0.39
Everest Subbidco EUR Delayed Draw Term Loan		1,762,308	0.06	
Finance	Everest Subbidco EUR Term Loan B2	4,781,659	0.15	
	Athena Holdco SAS 2024 EUR Term Loan B2	10,090,350	0.32	
	Athena Holdco SAS 2025 EUR Repriced Term Loan	8,879,508	0.28	
	Ceva Sante Animale 2025 EUR Term Loan B	10,490,966	0.33	

Barings European Loan Limited

Schedule of Investments (Unaudited) (continued)

As at 31 December 2025

Loans - 77.16% (Dec 2024: 84.97%) (continued)

Country	Industry	Obligor	Fair Value €	% of Net Assets*
France (continued)	Finance (continued)	Emeria SASU EUR Add On Term Loan B	6,776,911	0.21
		Everest Subbidco EUR Term Loan B1	9,674,890	0.30
		Mediawan Financing SAS 2025 EUR Term Loan B	8,591,842	0.27
	Food Service	Prosol SAS 2025 EUR Fungible Term Loan B	6,713,940	0.21
	Healthcare, Education and Childcare	Biogroup-LCD 2021 EUR Term Loan B	6,380,563	0.20
		Cab 2021 Add On EUR Term Loan B	984,220	0.03
		Colisee Patrimoine Group 2021 EUR Incremental Term Loan	16,687,500	0.52
		Colisee Patrimoine Group 2025 EUR Backstop Term Loan	5,141,725	0.16
	Hotels, Motels, Inns and Gaming	Casper Bidco SAS 2025 EUR Term Loan B	30,286,650	0.95
	Germany	Containers, Packaging and Glass	LSF11 Folio Bidco GMBH 2022 EUR Term Loan	23,949,347
Node Acquico GmbH EUR Term Loan			20,165,300	0.63
Diversified/ Conglomerate Manufacturing		SGB-SMIT Management GmbH EUR Term Loan B	15,391,092	0.48
		Techem Verwaltungsgesellschaft 675 Mbh 2025 EUR Term Loan B	25,253,875	0.79
		Trench Group GmbH EUR Term Loan B	5,608,882	0.18
Finance		Veonet Lense GmbH 2025 GBP Term Loan	13,967,753	0.44
Healthcare, Education and Childcare		Amedes Holding AG 2021 EUR Term Loan B	26,100,375	0.82
		CeramTec AcquiCo GmbH 2022 EUR Term Loan B	8,578,242	0.27
		Cheplapharm Arzneimittel GmbH 2022 EUR Term Loan B	10,033,650	0.31
		Iris Bidco GmbH EUR Term Loan B	30,413,800	0.95
		Median BV 2021 GBP Term Loan B	16,885,455	0.53
Hotels, Motels, Inns and Gaming		Motel One GmbH EUR Repriced Term Loan B	15,882,512	0.50
Media		Speedster Bidco GmbH 2025 EUR Repriced Term Loan B	5,043,750	0.16
Media: Diversified and Production		Dynamo Newco II GmbH 2025 EUR Add On Term Loan B	9,067,500	0.28
		Tk Elevator Midco GmbH 2025 EUR Term Loan B1	10,115,300	0.32
		Pharmaceuticals	Nidda Healthcare Holding Ag 2025 EUR Repriced Term Loan B	17,170,000
Ireland		Aerospace and Defense	Vmed O2 Uk Holdco 4 Limited 2025 EUR Term Loan Ae**	13,601,250
	Healthcare, Education and Childcare	Hunter Holdco 3 Limited EUR Term Loan B	7,235,044	0.23
	Telecommunications	Virgin Media Ireland Limited EUR Term Loan	9,943,750	0.31
Isle of Man	Hotels, Motels, Inns and Gaming	GVC Holdings Gibraltar Ltd. 2024 EUR Term Loan B4	3,266,387	0.10
Jersey, Channel Islands	Chemicals, Plastics and Rubber	Flint Group Packaging INKS North America Holdings LLC EUR Opco Term Loan	24,057,772	0.75
		Containers, Packaging and Glass	Flint Group Midco Limited USD Opco Term Loan	23,494,447
		Flint Group Packaging INKS North America Holdings LLC EUR PIK 2nd Lien Holdco Term Loan	1,487,982	0.05

Barings European Loan Limited

Schedule of Investments (Unaudited) (continued)

As at 31 December 2025

Loans - 77.16% (Dec 2024: 84.97%) (continued)

Country	Industry	Obligor	Fair Value €	% of Net Assets*	
Jersey, Channel Islands (continued)	Containers, Packaging and Glass (continued)	Flint Group Packaging INKS North America Holdings LLC EUR PIK Holdco Term Loan	14,534,530	0.46	
		Flint Group Topco Limited USD First Lien Holdco Facility	7,569,242	0.24	
		Flint Group Topco Limited USD Second Lien Holdco Facility	1,707,704	0.05	
	Finance	Galaxy Bidco Limited 2024 EUR Term Loan B	12,171,480	0.38	
Luxembourg	Beverage, Food and Tobacco	Froneri International Ltd. 2024 EUR Term Loan B3	33,970,448	1.06	
		Buildings and Real Estate	Lsf10 XI Bidco S.C.A. 2025 EUR Term Loan B5	51,702,759	1.62
	Consumer durables & apparels	Global Garden Prod C S.à r.l. Lux 2025 EUR Term Loan B2**	27,541,191	0.86	
		Diversified/ Conglomerate Manufacturing	Arvos Holdco S.à r.l. 2024 EUR Holdco Term Loan B2	163,392	0.01
	Arvos Holdco S.à r.l. 2024 USD Holdco Term Loan B2		437,364	0.01	
	Winterfell Financing S.à r.l. EUR Term Loan B		18,306,300	0.57	
	Diversified/ Conglomerate Service	Summer (Bc) Holdco B S.à r.l. 2024 EUR Term Loan B	16,071,230	0.50	
		Electronics	Cegid Group SAS 2025 EUR Term Loan B5	6,835,793	0.21
			Ion Platform Finance S.à r.l. EUR Term Loan	31,809,750	1.00
			Team.Blue Finco S.à r.l. 2025 EUR Term Loan B	31,470,441	0.99
		Finance	European Medco Development 4 S.à r.l. 2025 EUR Term Loan B	11,454,960	0.36
			Saphilux S.à r.l. 2025 EUR Term Loan	8,124,480	0.25
			Speed Midco 3 S.à r.l. 2025 EUR Term Loan	14,125,440	0.44
			Summer (Bc) Holdco B S.à r.l. 2024 EUR Term Loan	2,486,918	0.08
			Telenet International Finance S.à r.l. 2020 EUR Term Loan Aq	13,088,335	0.41
			Telenet International Finance S.à r.l. 2025 EUR Term Loan B	5,039,575	0.16
		Food Service	Froneri Lux Finco S.à r.l. 2025 EUR Term Loan	22,411,500	0.70
		Grocery	Cegid Group SAS 2025 EUR Term Loan B4	16,808,132	0.53
		Healthcare, Education and Childcare	Advanz Pharma Corp. 2024 EUR Term Loan B	9,251,483	0.29
			Ai Sirona (Luxembourg) Acquisition S.à r.l. 2024 EUR Term Loan B	10,052,950	0.32
	Machinery Non-Agriculture, Non-Construction, Non-Electronic	Arvos Holding GmbH 2024 EUR Opco Term Loan B4	3,399,421	0.11	
		Services: Consumer	Albion Financing 3 S.à r.l. 2025 EUR Term Loan	20,287,500	0.64
	Telecommunications	Eircom Finco S.à r.l. 2025 EUR Term Loan B6	33,052,657	1.04	
		Matterhorn Telecom Holding Sa EUR Term Loan B	20,656,845	0.65	
Netherlands	Chemicals, Plastics and Rubber	Nobian Finance BV 2024 EUR Term Loan B	2,913,750	0.09	

Barings European Loan Limited

Schedule of Investments (Unaudited) (continued)

As at 31 December 2025

Loans - 77.16% (Dec 2024: 84.97%) (continued)

Country	Industry	Obligor	Fair Value €	% of Net Assets*	
Netherlands (continued)	Chemicals, Plastics and Rubber (continued)	Nobian Finance BV 2025 EUR Term Loan B	11,606,920	0.36	
		Nouryon Finance BV 2024 EUR Term Loan B	12,115,916	0.38	
	Containers, Packaging and Glass	Trivium Packaging BV EUR Repriced Term Loan	10,060,400	0.32	
		Diversified/ Conglomerate Manufacturing	Fugue Finance BV 2025 EUR Term Loan B	47,541,205	1.49
	Diversified/ Conglomerate Service	Clay Holdco BV 2023 EUR Term Loan B2	24,740,322	0.78	
	Electronics	Precise Bidco BV 2025 EUR Term Loan B6	7,509,265	0.24	
	Finance	Lavender Dutch Borrowerco BV EUR Term Loan	4,743,865	0.15	
	Hotels, Motels, Inns and Gaming	Sandy Bidco BV EUR Term Loan B	35,685,000	1.12	
		Retail	Peer Holding III BV 2025 EUR Add On Term Loan B9	7,054,250	0.22
			Peer Holding III BV 2025 EUR Term Loan B6B	8,561,540	0.27
			Peer Holding III BV 2025 EUR Term Loan B7	5,040,875	0.16
	Services: Consumer	Tmf Group Holding BV 2025 EUR Term Loan B	13,180,115	0.41	
	Telecommunications		Infinitas Learning Holding BV 2025 EUR Repriced Term Loan B	7,487,475	0.23
			Odido Holding BV 2025 EUR Term Loan B2	40,452,600	1.27
			Ziggo BV 2019 EUR Term Loan H	27,916,840	0.87
	Norway	Leisure, Amusement, Entertainment	Hurtigruten Asa 2025 EUR Term Loan B	4,201,551	0.13
			Services: Consumer	Hurtigruten Asa 2025 EUR Term Loan A	22,849,424
Spain	Beverage, Food and Tobacco	Areas Worldwide SA 2025 EUR Repriced Term Loan B	27,359,410	0.86	
		Diversified Natural Resources, Precious Metals and Minerals	Timber Servicios Empresariales SA 2022 EUR Term Loan B	9,673,600	0.30
	Diversified/ Conglomerate Service	Grifols, SA EUR 2019 Term Loan B	41,717,008	1.31	
	Healthcare, Education and Childcare	Europa University Education Group, S.L 2024 EUR 1st Lien Term Loan B	10,005,930	0.31	
	Leisure, Amusement, Entertainment	Piolin Bidco, S.A.U. 2025 EUR Term Loan B	9,511,763	0.30	
		Personal Transportation	Anarafe, S.L.U. 2024 EUR Pik Super Senior Term Loan**	4,093,300	0.13
	Services: Consumer	Areas Worldwide SA 2025 EUR Add On Term Loan B	-	0.00	
		Areas Worldwide SA 2025 EUR Term Loan B	-	0.00	
			Luna 2.5 S.à r.l. 2025 EUR Term Loan	9,707,328	0.30
	Sweden	Diversified/ Conglomerate Service	Platea Bc Bidco AB EUR Delayed Draw Term Loan	62,508	0.00
Services: Consumer		Verisure Holding Ab 2025 EUR Term Loan B	22,169,707	0.69	
United Kingdom	Automobile	Belron UK Finance Plc 2024 EUR Incremental Term Loan B	25,275,750	0.79	
	Beverage, Food and Tobacco	Market Bidco Limited 2024 EUR Term Loan B	4,972,725	0.16	

Barings European Loan Limited

Schedule of Investments (Unaudited) (continued)

As at 31 December 2025

Loans - 77.16% (Dec 2024: 84.97%) (continued)

Country	Industry	Obligor	Fair Value €	% of Net Assets*		
United Kingdom (continued)	Broadcasting and Entertainment	Vmed O2 Uk Holdco 4 Limited 2023 EUR Term Loan Z	13,877,462	0.43		
		Chemicals, Plastics and Rubber	Ineos Finance Plc 2021 EUR Term Loan B	5,065,190	0.16	
	Ineos Finance Plc 2024 EUR 1st Lien Term Loan B		10,455,165	0.33		
	Diversified/ Conglomerate Manufacturing	Ineos Quattro Holdings UK Ltd. 2023 EUR 1st Lien Term Loan B	Ineos Quattro Holdings UK Ltd. 2023 USD 1st Lien Term Loan B	10,477,948	0.33	
			Lernen Bidco Limited 2025 EUR Term Loan B3	12,222,280	0.38	
		Rubix Group Midco 3 Limited 2024 EUR Term Loan	15,214,875	0.48		
		Finance	Bcp V Modular Services Holdings Iv Limited 2025 EUR Term Loan	15,196,875	0.48	
			Dechra Pharmaceuticals Holdings Ltd. EUR Term Loan B	8,487,180	0.27	
		Healthcare, Education and Childcare	Fnz Group Services Ltd. 2024 GBP Term Loan B	Triley Midco 2 Ltd. 2025 EUR Add On Term Loan B	10,132,150	0.32
				Triley Midco 2 Ltd. 2025 EUR Term Loan B	23,908,458	0.75
			Financiere Verdi I SAS 2021 GBP Term Loan B	Ivc Acquisition Ltd. 2025 EUR Repriced Term Loan B	5,395,163	0.17
				Tunstall Group Holdings Limited 2023 EUR Reinstated Term Loan B**	11,119,062	0.35
			Leisure, Amusement, Entertainment	Tunstall Group Holdings Limited 2023 EUR Super Senior Term Loan**	20,727,759	0.65
	Tunstall Group Holdings Limited 2025 EUR Incremental Super Senior Term Loan**			10,102,500	0.32	
	Media: Diversified and Production		International Entertainment Jjco 3 Ltd. EUR 1st Lien Term Loan B	Motion Finco S.à r.l. 2023 EUR Term Loan B	14,417,764	0.45
				Vue Entertainment International Limited 2023 EUR Floating PIK Reinstated Term Loan B	35,805,662	1.12
			Retail	Vue Entertainment International Limited 2023 EUR Floating PIK Super Senior Term Loan**	3,570,834	0.11
				Vue Entertainment International Limited 2023 EUR Floating PIK Term Loan	3,009,375	0.09
		Retail Stores	Vue International Bidco Plc 2022 EUR Term Loan	16,340,207	0.51	
			Element Materials Technology Group US Holdings Inc. 2024 EUR Term Loan	21,560,187	0.68	
	Services: Business	Cd&R Firefly Bidco Limited 2025 EUR Term Loan	Cd&R Firefly Bidco Limited 2025 GBP Term Loan	6,484,809	0.20	
			Bellis Acquisition Company Plc 2024 EUR Term Loan B	11,289,255	0.35	
				9,688,081	0.30	
				2,308,331	0.07	
				5,066,425	0.16	
				26,644,733	0.83	
				10,943,580	0.34	
				5,062,150	0.16	

Barings European Loan Limited

Schedule of Investments (Unaudited) (continued)

As at 31 December 2025

Loans - 77.16% (Dec 2024: 84.97%) (continued)

Country	Industry	Obligor	Fair Value €	% of Net Assets*
United Kingdom (continued)	Telecommunications	Dlg Acquisitions Limited EUR Term Loan B (2025)	6,880,274	0.22
		Masorange Finco Plc 2025 EUR Term Loan B	50,255,000	1.57
		Oat Bidco Ltd. 2024 EUR Term Loan B	5,072,500	0.16
		Virgin Media Bristol LLC 2023 USD Term Loan Y	38,881,257	1.22
		Zegona Communications Plc EUR Term Loan B	61,732,461	1.93
United States	Automobile	DexKo Global Inc. 2021 EUR German Term Loan	7,776,807	0.24
		DexKo Global Inc. 2021 EUR Term Loan B	11,005,488	0.34
	Chemicals, Plastics and Rubber	Archroma Finance S.à r.l. 2023 EUR Term Loan B1A	7,430,556	0.23
		Ineos Quattro Holdings UK Ltd. 2023 USD Term Loan	3,478,626	0.11
	Diversified/ Conglomerate Manufacturing	Windsor Holdings Iii, LLC 2025 EUR Term Loan B	13,737,127	0.43
		Arvos Holding GmbH 2024 USD Opco Term Loan B4	9,264,139	0.29
		Indy US Bidco, LLC 2025 EUR Term Loan B	16,510,036	0.52
	Diversified/ Conglomerate Service	Foundever Worldwide Corporation 2021 USD Term Loan**	9,214,508	0.29
		Mcafee, LLC 2024 USD 1st Lien Term Loan B	40,589,141	1.27
		Summer (Bc) Holdco B S.à r.l. 2024 USD Term Loan B	22,937,340	0.72
	Electronics	Boxer Parent Company Inc. 2025 EUR Term Loan B	25,451,246	0.80
		Polaris Newco LLC EUR Term Loan B	23,517,146	0.74
		Polaris Newco LLC GBP Term Loan B	15,386,682	0.48
	Healthcare, Education and Childcare	Hunter Holdco 3 Limited USD Term Loan B**	8,307,097	0.26
		Neptune Bidco US Inc. 2022 USD Term Loan B	8,433,671	0.26
	Media: Diversified and Production	Beach Acquisition Bidco LLC EUR Pik Term Loan B	16,129,437	0.51
	Semiconductors	Mks Instruments, Inc. 2025 EUR Repriced Term Loan	4,451,286	0.14
		Telecommunications	Telenet Financing USD LLC 2020 USD Term Loan AR	14,912,526
	Virgin Media Bristol LLC 2020 USD Term Loan Q		2,560,734	0.08
	Zayo Group Holdings, Inc. 2025 EUR Term Loan		12,513,793	0.39
Zayo Group Holdings, Inc. 2025 USD Term Loan	13,651,265		0.43	
Ziggo Finance Partnership BV USD Term Loan I	-		0.00	
Utilities	Kohler Energy Co LLC EUR Term Loan B	7,891,213	0.25	
Total Loans (31 December 2024: €3,207,368,749)			2,462,103,926	77.16

Barings European Loan Limited

Schedule of Investments (Unaudited) (continued)

As at 31 December 2025

Bonds - 14.25% (Dec 2024: 9.38%)

Country	Industry	Holding	Details	Fair Value €	% of Net Assets
Denmark	Telecommunications	18,000,000	TDC Net A/S 5.000%, due 09/08/2032	18,662,326	0.59
Finland	Healthcare, Education and Childcare	2,280,000	Mehilainen Yhtiot OY 5.125%, due 30/06/2032	2,320,663	0.07
		1,902,000	Mehilainen Yhtiot OY 5.393%, due 30/06/2032	1,923,659	0.06
France	Computers Diversified/ Conglomerate Manufacturing	9,999,414	Atos SE 9.000%, due 18/12/2029	11,476,927	0.36
		3,000,000	BCP V Modular Services Finance II PLC 6.125%, due 30/11/2028	3,245,503	0.10
Germany		504,900	Galapagos SA 5.375%, due 15/06/2021**	-	0.00
		3,371,100	Galapagos SA 8.880%, due 15/06/2021**	-	0.00
	11,990,000	PCF GmbH 4.750%, due 15/04/2029	5,821,920	0.18	
	9,699,065	PCF GmbH 6.776%, due 15/04/2029	4,740,104	0.15	
	Electronics	36,000,000	Techem Verwaltungsgesellschaft 675 GmbH 5.074%, due 15/07/2032	36,372,256	1.14
	Healthcare, Education and Childcare	10,000,000	Nidda Healthcare Holding GmbH 5.375%, due 23/10/2030	10,235,861	0.32
		35,057,000	Nidda Healthcare Holding GmbH 5.814%, due 23/10/2030	35,649,306	1.12
	Personal Transportation	15,880,000	APCOA Group GmbH 6.151%, due 15/04/2031	16,052,791	0.50
Ireland	Telecommunications	5,000,000	eircom Finance DAC 5.000%, due 30/04/2031	5,095,080	0.16
	Utilities	7,086,000	Energia Group ROI FinanceCo DAC 6.875%, due 31/07/2028	7,360,798	0.23
Italy	Consumer durables & apparels	5,000,000	Sammontana Italia SpA 5.776%, due 15/10/2031	5,059,195	0.16
	Containers, Packaging and Glass	2,170,000	Fiber Bidco SpA 6.019%, due 15/01/2030	2,133,074	0.07
		8,880,000	Fiber Bidco SpA 6.125%, due 15/06/2031	8,676,146	0.27
	Diversified/ Conglomerate Manufacturing	5,030,000	Engineering - Ingegneria Informatica - SpA 7.769%, due 15/02/2030	5,135,311	0.16
		8,180,000	Engineering - Ingegneria Informatica - SpA 11.125%, due 15/05/2028	8,679,274	0.27
	Electronics	8,444,000	TeamSystem SpA 5.276%, due 01/07/2032	8,503,102	0.27
		2,990,000	TeamSystem SpA 5.526%, due 31/07/2031	3,019,442	0.09
	Finance	12,500,000	Cerved Group SpA 6.000%, due 15/02/2029	11,709,186	0.37
		20,000,000	Cerved Group SpA 7.350%, due 15/02/2029	18,800,598	0.59
	Telecommunications	17,000,000	Fibercop SpA 5.026%, due 30/06/2031	17,137,489	0.54
	15,488,000	Fibercop SpA 5.125%, due 30/06/2032	15,783,968	0.49	

Barings European Loan Limited

Schedule of Investments (Unaudited) (continued)

As at 31 December 2025

Bonds - 14.25% (Dec 2024: 9.38%) (continued)

Country	Industry	Holding	Details	Fair Value €	% of Net Assets
Jersey, Channel Islands	Hotels, Motels, Inns and Gaming	9,000,000	TVL Finance Plc 10.250%, due 28/04/2028	10,545,670	0.33
Lithuania	Telecommunications	15,000,000	PLT VII Finance S.à r.l. 5.600%, due 15/06/2031	15,132,022	0.47
Luxembourg	Diversified/ Conglomerate Manufacturing	10,750,000	Mangrove Luxco III S.à r.l. 7.026%, due 15/07/2029	10,773,112	0.34
	Electronics	5,350,000	ION Platform Finance S.à r.l. 7.875%, due 01/05/2029	5,480,328	0.17
	Environmental	3,114,000	Luna 2.5 S.à r.l. 5.500%, due 01/07/2032	3,181,270	0.10
	Finance	4,190,000	ION Platform Finance S.à r.l. 6.875%, due 30/09/2032	4,014,064	0.13
	Healthcare products	7,280,000	Cidron Aida Finco S.à r.l. 9.125%, due 27/10/2031	8,639,067	0.27
	Services: Consumer	11,577,000	Summer BC Holdco B S.à r.l. 6.314%, due 15/02/2030	10,905,249	0.34
Netherlands	Telecommunications	5,000,000	Sunrise FinCo I BV 4.625%, due 15/05/2032	5,060,149	0.16
		6,790,000	United Group BV 6.500%, due 31/10/2031	6,958,007	0.22
Norway	Leisure, Amusement, Entertainment	5,419,577	HX Holdings Co. Ltd. 7.000%, due 12/02/2030	4,344,468	0.14
Spain	Healthcare products	13,000,000	Grifols SA 7.125%, due 01/05/2030	13,677,925	0.43
		18,400,000	Grifols SA 7.500%, due 01/05/2030	19,377,907	0.61
	Personal Transportation	13,137,290	Anarafe SL 29.632%, due 31/12/2026	10,180,791	0.32
Supranational	Automotive	4,505,000	Clarios Global LP / Clarios U.S. Finance Co. 4.750%, due 15/06/2031	4,579,735	0.14
Sweden	Finance	4,932,021	Intrum Investments & Financing AB 7.750%, due 11/09/2027	4,701,491	0.15
United Kingdom	Broadcasting and Entertainment	3,000,000	Pinewood Finco Plc 6.000%, due 27/03/2030	3,468,526	0.11
		3,144,000	Vmed O2 UK Financing I Plc 4.500%, due 15/07/2031	3,212,912	0.10
	Finance	16,754,000	Travelex Financing Plc 8.000%, due 15/05/2022**	-	0.00
		32,108,252	Travelex Issuerco 2 Ltd. 3.010%, due 31/03/2029**	24,888,402	0.78
	Leisure, Amusement, Entertainment	4,704,000	888 Acquisitions Ltd. 10.750%, due 15/05/2030	4,556,753	0.14
	Retail Stores	22,689,000	House of Fraser Funding Plc 0.000%, due 15/09/2020**	15,094	0.00
	Services: Consumer	1,205,841	Travelex Issuerco 2 Plc 15.000%, due 31/12/2028**	1,383,096	0.04
United States	Healthcare products	15,750,000	Bausch & Lomb Netherlands BV & Bausch & Lomb, Inc. 5.872%, due 15/01/2031	16,031,109	0.50
Total Bonds (31 December 2024: €354,196,037)				454,701,126	14.25

Barings European Loan Limited

Schedule of Investments (Unaudited) (continued)

As at 31 December 2025

Equity - 0.27% (Dec 2024: 0.28%)

Country	Industry	Holding	Details	Fair Value €	% of Net Assets
Germany	Chemicals, Plastics and Rubber	38,899,882	Campfire Topco Ltd.**	39	0.00
Ireland	Hotels, Motels, Inns and Gaming	372,900 75,049	HRN Bidco As** HX Bidco As**	8,027,129 516,486	0.25 0.02
Lithuania	Leisure, Amusement, Entertainment	14,090,088	Vue Topco Equity**	16	0.00
Netherlands	Retail Stores	554,103 5,597	Yonderland BV** Yonderland BVS**	1 -	0.00 0.00
Spain	Personal Transportation	647,272,720	Bahia De Las Isletas SL**	647	0.00
United Kingdom	Finance	146,921 14,034	Travelex Ltd.** Travelex Ltd. Warrant**	- 80,485	0.00 0.00
	Healthcare, Education and Childcare	33,458,754	Tunstall Group Holdings Limited**	38	0.00
	Leisure, Amusement, Entertainment	45,056 11,761,912 21,906,578	Jubilee Topco Ltd.** Jubilee Topco Ltd.** Jubilee Topco Ltd.**	- 14 25	0.00 0.00 0.00
	Machinery Non- Agriculture, Non- Construction, Non- Electronic	14,016,417	Alloy Topco Ltd.**	16	0.00
United States	Broadcasting and Entertainment	3,806,187,092	Technicolor Creative Studios**	3,239	0.00
	Diversified/ Conglomerate Manufacturing	19	Spark US Holdco LP**	-	0.00
Total Equity (31 December 2024: €10,724,109)				8,628,135	0.27

Collective Investment Schemes - 3.29% (Dec 2024: 8.01%)

Country	Industry	Holding	Details	Fair Value €	% of Net Assets
Ireland	Banking	35,000,000	Deutsche Global Liquidity Series Plc - Managed Euro Fund	35,000,000	1.09
Luxembourg		35,000,001	JPMorgan Liquidity Funds - EUR Liquidity LVNAV Fund (Class Distribution)	35,000,001	1.10
		35,000,000	Morgan Stanley Liquidity Funds - Euro Liquidity Fund (Class Institutional Distributing)	35,000,000	1.10
Total Collective Investment Schemes (31 December 2024: €302,559,672)				105,000,001	3.29

Total investments at fair value through profit or loss (31 December 2024: €3,874,848,567)

3,030,433,188 **94.97**

Forward Foreign Exchange Contracts - 0.03% (Dec 2024: (0.18)%)

Maturity	Counterparty	Currency	Amount Bought	Currency	Amount Sold	Unrealised Gain €	% of Net Assets
15/01/2026	Barclays Bank	EUR	7,575,013	NOK	89,496,001	22,856	0.00

Barings European Loan Limited

Schedule of Investments (Unaudited) (continued)

As at 31 December 2025

Forward Foreign Exchange Contracts - 0.03% (Dec 2024: (0.18)%) (continued)

Maturity	Counterparty	Currency	Amount		Currency	Amount Sold	Unrealised Gain	% of Net Assets
			Bought				€	
15/01/2026	Barclays Bank	EUR	232,014,093		USD	270,795,968	1,697,844	0.06
15/01/2026	Barclays Bank	GBP	4,634,170		EUR	5,276,911	35,893	0.00
15/01/2026	Barclays Bank	USD	12,681,734		EUR	10,779,978	6,038	0.00
Total unrealised gain on forward foreign exchange contracts (31 December 2024: €30,505)							1,762,631	0.06

Maturity	Counterparty	Currency	Amount		Currency	Amount Sold	Unrealised Loss	% of Net Assets
			Bought				€	
15/01/2026	Barclays Bank	EUR	197,636,032		GBP	173,165,134	(887,664)	(0.03)
15/01/2026	Barclays Bank	USD	2,805,555		EUR	2,387,591	(1,423)	(0.00)
Total unrealised loss on forward foreign exchange contracts (31 December 2024: €(6,687,952))							(889,087)	(0.03)
Net unrealised gain on forward foreign exchange contracts (31 December 2024: €(6,657,447))							873,544	0.03

* % of Net Assets refers to the Net Assets of the Controlling Sub-fund.

** This is a Level 3 position.

Barings European Loan Limited

Significant Changes in Portfolio Composition (Unaudited)

As at 31 December 2025

Purchases

Issuer	Cost €
JPMorgan Liquidity Funds - EUR Liquidity LVNAV Fund (Class Distribution)	131,817,986
Deutsche Global Liquidity Series Plc - Managed Euro Fund	124,478,550
Morgan Stanley Liquidity Funds - Euro Liquidity Fund (Class Institutional Distributing)	122,778,536
MasOrange Finco Plc 2025 EUR Term Loan B	108,017,319
LSF10 XL Bidco S.C.A. 2025 EUR Term Loan B5	51,624,754
Odido Holding B.V. 2025 EUR Term Loan B2	51,579,140
Fugue Finance B.V. 2025 EUR Term Loan B	47,163,090
McAfee, LLC 2024 USD 1st Lien Term Loan B	40,969,197
Triley Midco 2 Ltd 2025 EUR Term Loan B	36,416,688
Techem Verwaltungsgesellschaft 675 GmbH 5.074%, due 15/07/2032	35,949,862
Casper BidCo SAS 2025 EUR Term Loan B	35,920,920
Global Garden Products C S.à r.l (LUX) 2025 EUR Term Loan B2	35,114,726
Nidda Healthcare Holding GmbH 5.814%, due 23/10/2030	35,057,000
Albion Financing 3 S.à r.l 2025 EUR Term Loan B	33,124,437
Ion Platform Finance S.à r.l. EUR Term Loan	32,868,000
ION Platform Finance S.à r.l EUR Term Loan	32,868,000
Eircom Finco S.à r.l 2025 EUR Term Loan B5	32,867,763
team.blue Finco S.à r.l 2025 EUR Term Loan B	31,309,087
Zegona Communications Plc EUR Term Loan B	31,256,918
Techem Verwaltungsgesellschaft 675 mbH 2025 EUR Term Loan B	30,209,087

Sales

Issuer	Proceeds €
JPMorgan Liquidity Funds - EUR Liquidity LVNAV Fund (Class Distribution)	199,232,269
Morgan Stanley Liquidity Funds - Euro Liquidity Fund (Class Institutional Distributing)	190,234,653
Deutsche Global Liquidity Series Plc - Managed Euro Fund	190,000,000
LSF10 XL Bidco S.C.A. 2021 EUR Term Loan B4	63,728,191
MasOrange Finco Plc 2024 EUR Term Loan B3	63,525,788
CEP IV Investment 16 S.à r.l USD 2nd Lien Term Loan	55,907,115
Fugue Finance B.V. 2023 EUR Term Loan B	47,163,090
Nidda Healthcare Holding AG 2020 GBP Term Loan F	47,063,351
Masorange Finco Plc 2025 EUR Term Loan B	44,268,098
ION Trading Technologies S.à r.l 2021 EUR Term Loan B	43,633,440
Odido Holding B.V. EUR Term Loan	39,586,900
Triley Midco 2 Ltd 2024 EUR Term Loan B	36,416,688
Casper BidCo SAS 2024 EUR Term Loan B	35,920,920
Global Garden Products C S.à r.l (LUX) 2022 EUR Term Loan B1	34,681,211
Albion Financing 3 S.à r.l 2024 EUR Term Loan B	33,124,437
Albion Financing 3 S.à r.l 2025 EUR Term Loan B	32,911,778
team.blue Finco S.à r.l 2024 EUR Term Loan B	31,309,087
Lernen Bidco Limited EUR Term Loan B1	31,093,753
Nidda Healthcare Holding AG 2024 EUR Term Loan B2	30,939,159
Eircom Finco S.à r.l 2024 EUR Term Loan B	30,573,513

Listed above are the aggregate purchases and sales of an investment exceeding 1.00% of the total value of purchases and sales for the financial year ended 31 December 2025 or at least the top 20 purchases and sales.

At a minimum, the 20 largest purchases and sales are required to be disclosed, if applicable.