

FUND FACTS

Fund Size (NAV USDm)
61.0

Inception Date
November 05, 2021

Domiciled
Ireland, UCITS

Dealing Frequency
Daily

Management Company
Baring International Fund Managers (Ireland) Limited

Investment Manager
Baring Asset Management Limited

Share Classes
USD/RMB
(Accumulation and Distribution)

Distribution Frequency
Monthly

Base Currency
USD

Benchmark²
36% MSCI World (Total Net Return) Index + 24% MSCI All Country Asia ex-Japan (Total Net Return) Index + 40% FTSE World Government Bond Index (USD hedged)

PORTFOLIO MANAGERS

James Leung
32 years of experience

Jeffrey Tse
9 years of experience

MARCH 2024 / FACTSHEET

1. The Fund may be subject to risks relating to investment, investment strategy, equities and equity-related securities and the risks of investing in small and mid-capitalisation companies and debt securities. Investment in debt securities involve credit/counterparty, interest rate, volatility and liquidity, downgrading, sovereign debt, valuation, and credit rating risks as well as risks of investing in convertible bonds.
2. The Fund's investment may be concentrated in specific countries or regions (such as emerging markets, Asia) causing the value of the Fund to be more volatile. Investing in emerging markets may involve increased risks, including liquidity, currency risks/ control, political and economic uncertainties, legal and taxation, settlement, custody, and volatility risks. The Fund may also invest in China through equities and debt securities and the value of the Fund may be more susceptible to adverse economic, political, policy, foreign exchange, liquidity, tax, legal or regulatory event affecting China.
3. RMB classes are subject to RMB currency risks. RMB is currently not freely convertible and conversion of RMB is subject to foreign exchange control policies and restrictions. There is no guarantee that RMB will not be subject to depreciation. Under exceptional circumstances, payment of realisation proceeds and/or dividend payment from underlying investments to the Fund in RMB may be delayed.
4. The Fund may invest in financial derivative instruments for hedging and non-hedging purposes, which may involve counterparty/credit, liquidity, valuation, volatility and over-the-counter transaction risks. Exposure to financial derivative instruments may lead to a high risk of significant loss by the Fund.
5. The Fund's investment in debt instruments with loss-absorption features ("LAP") are subject to risks of contingent write-down or contingent conversion to ordinary shares upon occurrence of complex and unpredictable trigger events which may result in higher price volatility and total loss of amount invested. LAP may also be exposed to liquidity, valuation and sector concentration risk.
6. Dividends may be paid out of capital, unrealised capital gains and/or gross income at the discretion of the Manager. Payment of dividends out of gross income while charging some or all fees and expenses out of capital so as to increase the distributable income would effectively represent paying dividends out of capital. Payment of dividends out of capital, unrealized capital gains and/or effectively out of capital amount to a return or withdrawal of part of an investor's original investment or from any capital gains attributable to that original investment and may result in an immediate reduction of the Fund's net asset value per unit.
7. Investors may suffer substantial loss of their investments in the Fund.

OBJECTIVE

The objective of the Fund is to achieve long-term capital growth through investment in a diversified range of international equities and debt securities (including emerging markets), generally with a focus on Asian equities.

STRATEGY

The Fund takes a balanced approach to invest across a wide spectrum of global equities and bonds, and applies a tactical asset allocation strategy by identifying attractive opportunities and markets that have diverged from their economic reality while carefully managing the extent of the risk exposure of the Fund.

PERFORMANCE (%)	Class A (Net) ¹	Benchmark ²	CALENDAR YEAR PERFORMANCE (%)	Class A (Net) ¹	Benchmark ²
March 2024	2.22	2.07	2023	8.33	12.51
3 Months	2.93	3.65	2022	-22.86	-15.93
Year to Date	2.93	3.65	2021*	0.00	-0.52
1 Year	7.88	10.84			
Since Launch (Annualised)	-6.07	-1.04			

PAST PERFORMANCE IS NOT NECESSARILY INDICATIVE OF FUTURE RESULTS.

Source: Morningstar/Barings. An investment entails a risk of loss. Performance is shown in USD on a NAV per share basis, with gross income reinvested. Returns for periods greater than one year are annualized. Unless otherwise stated, all portfolio figures within this factsheet are as of the end of the month shown at the top of the front page.

*Denotes return during the period 5 November 2021 to 31 December 2021.

1. Performance based on Class A USD Acc Share.

2. The benchmark is 36% MSCI World (Total Net Return) Index + 24% MSCI All Country Asia ex-Japan (Total Net Return) Index + 40% FTSE World Government Bond Index (USD hedged). Please note that the use of a benchmark index is for comparative purpose only. Since launch benchmark performance is calculated based on the inception date of Class A USD Acc share.

MULTI ASSET PLATFORM¹

Barings manages USD406+ billion of fixed income, equities, real estate, alternatives and multi asset globally

Our Multi Asset capability has been in place since the 1990's. The Multi Asset Team is built around a matrix of essential expertise and skillsets, including tactical asset allocation, target return investing and risk budgeting

The Team takes on a style-agnostic and highly flexible approach to investing—seeking to deliver attractive risk-adjusted returns for meeting our clients investment objectives

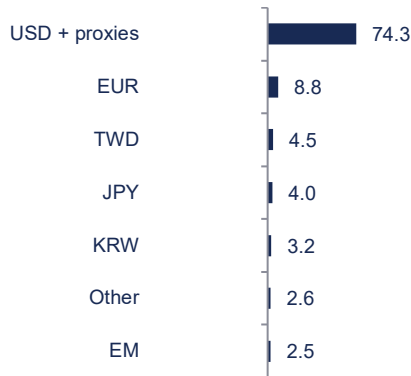
The Multi Asset Team consists of 4 members with an average of 19 years' investment experience. The Team draws upon the full investment resources of the firm, encompassing equity, bond, real estate, alternatives and quantitative research teams

The team has extensive experiences in managing multi asset portfolios for a number of university endowments, non-profit organizations and pension funds

CHARACTERISTICS^{2,3}

CHARACTERISTICS ^{2,3}		BARINGS GLOBAL BALANCED FUND
Expected Volatility (%)		10.49
Sharpe Ratio (Since Inception)		-0.67
Historic Yield (%)		3.19
Number of Holdings		147

CURRENCY EXPOSURE³ (% OF MV)



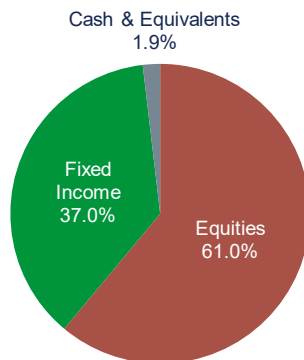
ASSET ALLOCATION (% OF MV)³

Developed Government Bonds	31.04
Emerging/Asia Equities	21.96
Global Equities	18.21
North America Equities	13.61
Europe Ex U.K. Equities	4.84
Emerging Govt Bonds (Local Currency)	2.98
Emerging Govt Bonds (Hard Currency)	2.53
Japan Equities	2.41
Global Investment Grade Corporate Bonds	0.50
Cash and Equivalents	1.86

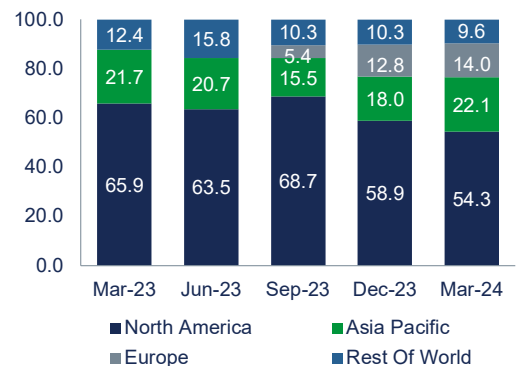
Top 10 Holdings³

Top 10 Holdings ³	(% of MV) ³
iShares Core MSCI World UCITS ETF	4.33
French Republic Government Bond OAT_1.25_20340525	4.02
United States Treasury Floating Rate Note - When Issued_5.55_20260131	3.98
United States Treasury Note/Bond_2.88_20250430	3.43
United States Treasury Note/Bond_1.38_20311115	3.20
Republic of Italy Government International Bond_4.40_20330501	3.01
iShares China CNY Bond UCITS ETF Hedged USD	2.98
Bundesrepublik Deutschland Bundesanleihe_4.75_20340704	2.95
Japan Government Ten Year Bond_0.50_20330320	2.40
United States Treasury Note/Bond - WI Reopening_3.50_20330215	2.09

ASSET CLASS EXPOSURE (% OF MV)³



GEOGRAPHICAL WEIGHTING (% OF MV)³



- Barings assets and investment professional as of March 31, 2024.
- Sharpe Ratio relates to Class A USD Acc Share and is based on gross returns. The historic yield relates to Class A USD Inc Share and is annualized. Dividend is not guaranteed, subject to manager's discretion. A positive yield does not imply a positive return of the Fund. Historic yield is for reference only. The amount of dividend payout for the month depends upon the number of shares held by the investors as of the record date for that month's distribution and the relevant historic yield is calculated using the formula: $[(1 + \text{Distribution per share for the month} / \text{ex-dividend NAV per share})^{12} - 1]$.
- As of as of March 31, 2024.

Offering documents can be downloaded here:

Key Facts Statement

Prospectus



Interim Report

Annual Report



TO LEARN MORE PLEASE CONTACT YOUR LOCAL BARINGS TEAM

Asia-Pacific based enquiries:
apac.info@barings.com

CLASS A FEE SCHEDULE		CLASS A ACTIVE IDS			
Investment Size	Fees	Name	ISIN	Bloomberg	Lipper
Initial: USD1,000	Initial: up to 5.00% Annual Management Fee: 1.00%	USD Acc	IE0009HL3FB0	BABGBAU ID	68679164
Subsequent: USD500		USD Inc	IE000SO1NIV0	BABGBAI ID	68679165
		RMB Hedged Acc	IE0002F0NRT9	BABGBAR ID	68683584
		RMB Hedged Inc	IE000SYJURJ4	BABGBAD ID	68683585

Please refer to prospectus for additional information. Please contact your distributor for all other share classes available for local subscriptions.

Note: ©2024 Morningstar. All Rights Reserved. The information contained herein: (1) is proprietary to Morningstar and/or its content providers; (2) may not be copied or distributed; and (3) is not warranted to be accurate, complete or timely. Neither Morningstar nor its content providers are responsible for any damages or losses arising from any use of this information. Past performance is no guarantee of future results.

This document is not intended as an offer or solicitation for the purchase or sale of any financial instrument. This document has been prepared for informational purposes only and is not intended to provide, and should not be relied on for, accounting, legal or tax advice.

Investment involves risks. Past performance is not indicative of future performance. Please refer to the offering documents for the details of the Fund and all the risk factors. Investors should not only base on this document alone to make investment decisions.

This document is issued by Baring Asset Management (Asia) Limited. It has not been reviewed by the Securities and Futures Commission of Hong Kong.

Baring Asset Management (Asia) Limited - 35/F Gloucester Tower, 15 Queen's Road Central, Hong Kong

CONTACT US (Calls may be recorded and monitored): +852 2841 1411
www.barings.com