

# BARINGS

## Barings Global High Yield Bond Fund



### **The Asset Triple A Awards<sup>1</sup>**

Highly-commended Fixed Income Manager  
(Global) | 2023

### **Asian Private Banker Asset Management Award for Excellence<sup>3</sup>**

Best Fund Provider—High Yield Bond | 2024

### **Fund Selector Asia Awards<sup>5</sup>**

*Fixed Income House of the Year—Hong Kong* |  
2024

### **AsianInvestor Asset Management Awards<sup>2</sup>**

Best High Yield Bond Award | 2024

### **Citywire Asia Asset Management Awards<sup>4</sup>**

Best Global High Yield Fixed Income Manager |  
2022

### **InsuranceAsia News Institutional Asset Management Awards<sup>6</sup>**

Best Global Fixed Income Manager | 2023, 2024



AS OF 30 JUNE 2024

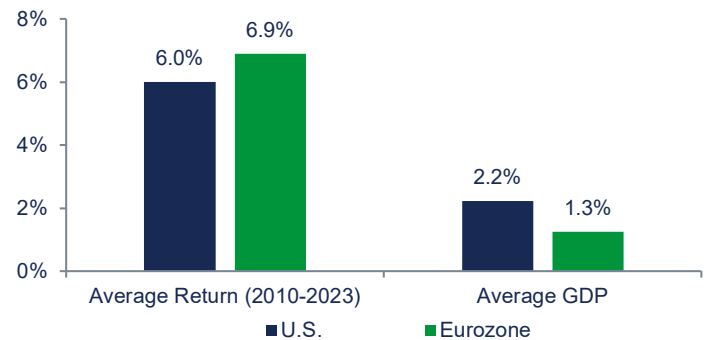
1. The Fund is subject to risks relating to investment, concentration, credit, interest rate fluctuations, downgrading, valuation, credit rating, and currency risks. The Fund's investment may be concentrated in North American and European markets and the value of the Fund may be more volatile. Further, investment in countries within the Eurozone may involve Eurozone sovereign debt crisis risks.
2. The Fund's investment in sub-investment grade or unrated debt instruments may be subject to higher liquidity, volatility and credit risks than investment grade instruments, as well as increased risk of loss of principal and interest.
3. RMB classes are subject to RMB currency risks. RMB is currently not freely convertible and conversion of RMB is subject to foreign exchange control policies and restrictions. There is no guarantee that RMB will not be subject to depreciation. Under exceptional circumstances, payment of realisation proceeds and/or dividend payment from underlying investments to the Fund in RMB may be delayed.
4. The Fund may invest in derivatives for hedging and/or investment purposes which may involve counterparty/credit, liquidity, valuation, volatility and over-the-counter transaction risks. Exposure to derivatives may lead to a high risk of significant loss by the Fund.
5. The Fund's investment in debt instruments with loss-absorption features ("LAP") are subject to risks of contingent write-down or contingent conversion to ordinary shares upon occurrence of complex and unpredictable trigger events which may result in higher price volatility and total loss of amount invested. LAP may also be exposed to liquidity, valuation and sector concentration risk.
6. Dividends, at the discretion of the Directors, may be paid out of unrealised capital gains and/or gross income while charging some or all fees and expenses out of capital (which represent effectively paying dividends out of capital), resulting in an increase in distributable income. The Fund may also pay dividends directly out of capital. Payment of dividends out of capital amounts to a return or withdrawal of part of an investor's original investment or any capital gains attributable to that original investment and results in an immediate reduction of the Fund's net asset value per share.
7. Investors may suffer substantial loss of their investments in the Fund.

## WHY BARINGS GLOBAL HIGH YIELD BOND FUND (THE "FUND")?

### 1. LOW GDP GROWTH HAS LIMITED IMPACT ON HIGH YIELD ISSUERS

Historically, the high yield market has performed reasonably well in low growth environments. For instance, since 2010—despite Europe experiencing slower growth versus the U.S.—the European high yield bond market has been able to consistently outperform the U.S. on a like for like currency hedged basis.

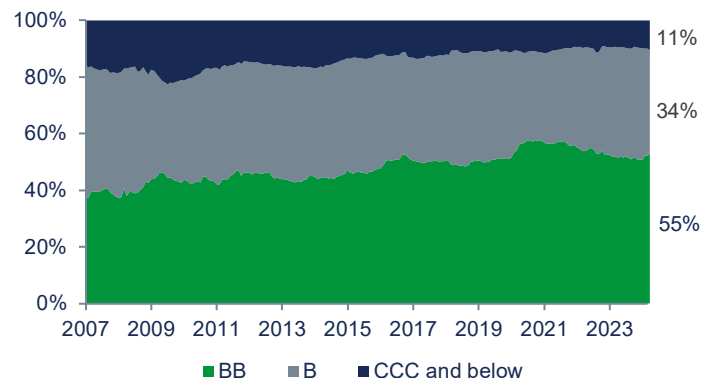
High Yield Does Not Require Strong Growth to Perform Well<sup>8</sup>



### 2. HIGHER CREDIT QUALITY PROFILE RELATIVE TO HISTORY

It is worth noting that high yield bond markets remain on solid footing and have one of the highest credit rating profiles today relative to history. Many issuers are BB-rated, and only 11% of the market is comprised of CCC-rated companies.

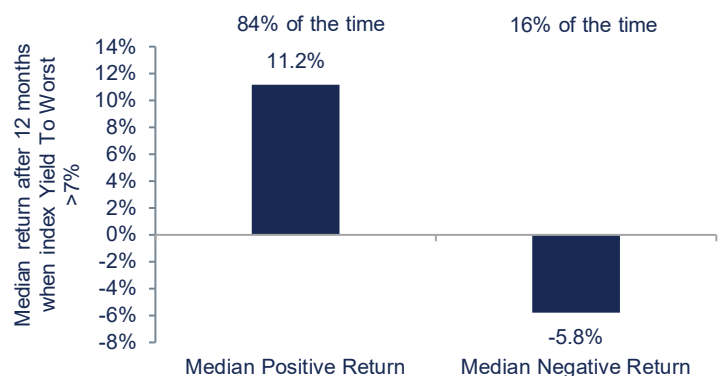
Improved Credit Quality Profile<sup>9</sup>



### 3. HIGH INCOME COULD PROVIDE A CUSHION IN A POTENTIALLY DETERIORATING MACRO ENVIRONMENT

In the last 20 years, investments in high yield bonds at yields above 7% generated a positive return in the subsequent 12 months 84% of the time, with a median return of 11%.

Higher yields may provide margin of safety<sup>10</sup>



## FUND OBJECTIVES<sup>12</sup>

The Fund invests principally in a portfolio of high yield (i.e. sub-investment grade) fixed and floating rate corporate bonds, notes and other fixed and floating rate income securities, focusing primarily on North American and European high yield instruments which are listed or traded on recognised markets in Europe or North America.

## PERFORMANCE<sup>15</sup>

Cumulative Performance (%) <sup>13</sup>	YTD	1 Year	3 Years	5 Years	
	+3.77	+11.15	+4.77	+18.37	
Calendar Year Performance (%) <sup>13</sup>	2023	2022	2021	2020	2019
	+12.89	-11.70	+6.32	+3.55	+13.00

## AVAILABLE SHARE TRANCHE

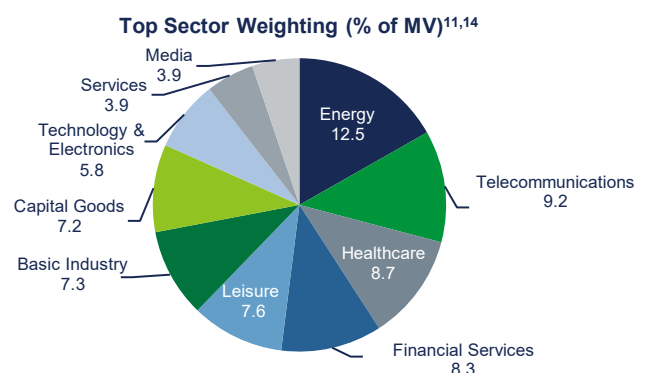
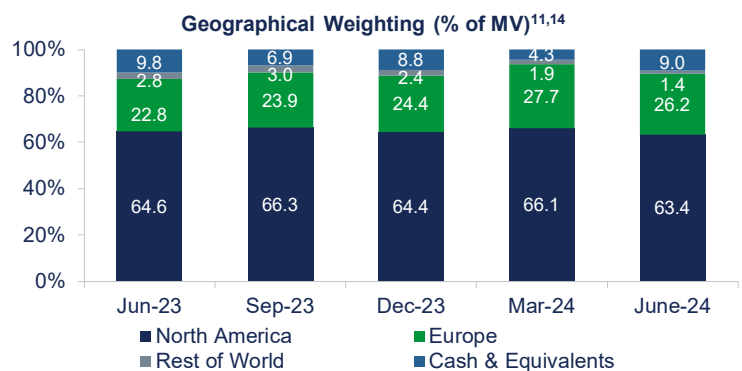
	Tranche G USD Dist Monthly	Tranche G USD Acc	Tranche G HKD Unhedged Dist Monthly	Tranche G HKD Unhedged Acc	Tranche G EUR Hedged Dist Monthly
ISIN	IE00BFM0MQ22	IE00BFM0MP15	IE00B881PF08	IE00BFM0NG98	IE00BFM0MS46
	Tranche G EUR Hedged Acc	Tranche G SGD Hedged Dist Monthly	Tranche G SGD Hedged Acc	Tranche G RMB Hedged Acc	Tranche G RMB Hedged Dist Monthly
ISIN	IE00BFM0MR39	IE00BFM0NC50	IE00BFM0NB44	IE00BK719R58	IE00BJN4SB86

## FUND DETAILS<sup>11</sup>

Portfolio Managers	Scott Roth, Sean Feeley, Chris Sawyer, Craig Abouchar, Christopher Ellis
Fund Size	US\$3,096.6Million
Inception Date of Primary Share Class	30 April 2012
Base Currency	USD
NAV Price <sup>13</sup>	US\$76.13
Minimum Investment	US\$1,000, HK\$10,000, €1,000, £1,000, AU\$1,000, CA\$1,000, SG\$1,000, NZ\$1,000, RMB10,000
Initial Charge	Up to 5.00%
Management Fee	1.25% p.a.
Yield to Maturity (%)—Hedged to USD	7.90
Yield to Worst (%)—Hedged to USD	7.72
Average Coupon (%)—Hedged to USD	6.56
Average Rating	BB-
Number of Issuers	256

## TOP ISSUERS (% OF MV)<sup>11</sup>

LifePoint Health	1.75
Cloud Software Group Inc	1.63
Carnival	1.48
Charter Communications	1.37
Harvest Midstream	1.28



## Sources:

1. Highly-commended Fixed Income Manager (Global) in The Asset Triple A Awards 2023 was based on Barings' performance over the preceding calendar year.
2. Best High Yield Bond Award in AsianInvestor Asset Management Awards 2024 was 80% based on the overall performance of the strategy and 20% based on the portfolio management under market and macro landscape as of 31 December 2023.
3. Best Fund Provider—High Yield Bond in Asian Private Banker Asset Management Award for Excellence 2024 was issued by Asian Private Banker, reflecting product performance, business performance and service quality over the one-year period to 31 August 2023.
4. Barings was awarded Best Global High Yield Fixed Income Manager in Citywire Asia Asset Management Awards 2022. The award recognizes fund house which has delivered outstanding support, service, performance and innovation in High Yield universe from 1 October 2021 to 30 September 2022.
5. Fixed Income House of the Year – Hong Kong in Fund Selector Asia Awards 2024 was decided by FSA and based on the pitching submissions including (but not limited to) competitive advantage, investment process and fund performance as of 30 September 2023.
6. Barings was awarded InsuranceAsia News Institutional Asset Management Awards 2023 and 2024 - Best Global Fixed Income Manager, based on the performance of preceding calendar year. The award recognizes the exceptional work done by third party asset managers and service providers on behalf of their insurance company clients across the Asia Pacific region.
7. Overall Morningstar rating as of 30 June 2024 (EAA OE Global High Yield Bond). For Tranche G USD Dist Monthly only, other share tranches may have different performance characteristics. A rating is not a recommendation to buy, sell or hold a fund.
8. Bloomberg and ICE BofA. As of 31 December 2023. Returns in USD hedged terms.
9. ICE BofA Non-Financial Developed Markets High Yield Constrained Index (HNDC). As of 30 June 2024.
10. ICE BofA Developed Markets High Yield Constrained Index (HYDC). Reference period is from 1 January 2004 to 31 January 2024. Based on monthly observations.
11. Barings, as of 30 June 2024.
12. A full copy of the investment objective can be obtained from the Manager.
13. Related to the Tranche G USD Dist Monthly share tranche. Share tranche inception date was 1 October 2018.
14. Numbers may not add up due to rounding.
15. Barings and Morningstar. Data as of 30 June 2024. Performance Source—© 2024 Morningstar, Inc. All Rights Reserved. The information contained herein: (i) is proprietary to Morningstar and/or its content providers; (ii) may not be copied or distributed; and (iii) is not warranted to be accurate, complete or timely. Neither Morningstar nor its content providers are responsible for any damages or losses arising from any use of this information. **PAST PERFORMANCE IS NO GUARANTEE OF FUTURE RESULTS.** Performance is shown in USD on a NAV per share basis, with gross income reinvested.

## IMPORTANT INFORMATION

The document is for informational purposes only and is not an offer or solicitation for the purchase or sale of any financial instrument or service. The material herein was prepared without any consideration of the investment objectives, financial situation or particular needs of anyone who may receive it. This document is not, and must not be treated as, investment advice, investment recommendations, or investment research.

In making an investment decision, prospective investors must rely on their own examination of the merits and risks involved and before making any investment decision, it is recommended that prospective investors seek independent investment, legal, tax, accounting or other professional advice as appropriate.

Unless otherwise mentioned, the views contained in this document are those of Barings. These views are made in good faith in relation to the facts known at the time of preparation and are subject to change without notice. Parts of this document may be based on information received from sources we believe to be reliable. Although every effort is taken to ensure that the information contained in this document is accurate, Barings makes no representation or warranty, express or implied, regarding the accuracy, completeness or adequacy of the information.

Any forecasts in this document are based upon Barings opinion of the market at the date of preparation and are subject to change without notice, dependent upon many factors. Any prediction, projection or forecast is not necessarily indicative of the future or likely performance. Any investment results, portfolio compositions and/or examples set forth in this document are provided for illustrative purposes only and are not indicative of any future investment results, future portfolio composition or investments. The composition, size of, and risks associated with an investment may differ substantially from any examples set forth in this document. No representation is made that an investment will be profitable or will not incur losses. Where appropriate, changes in the currency exchange rates may affect the value of investments.

Investment involves risks. **PAST PERFORMANCE IS NOT A GUIDE TO FUTURE PERFORMANCE.** Investors should read the offering documents for details and the risk factors. Investors should not only base on this document alone to make investment decision.

**For Singapore Investors:** The Fund is registered as a restricted foreign scheme in Singapore. The offering document of the Fund has not been registered as a prospectus with the Monetary Authority of Singapore. Accordingly, statutory liability under the Securities and Futures Act, Chapter 289 of Singapore (the "SFA") in relation to the content of prospectus would not apply. This document is only distributed to (i) institutional investors, and (ii) accredited investors and other relevant persons in Singapore in accordance with section 304 and 305 of the SFA, or any other applicable provision of the SFA. Barings Singapore Pte. Ltd. (202036975R)

This document is issued by Baring Asset Management (Asia) Limited. It has not been reviewed by the Securities and Futures Commission of Hong Kong.

24-3750058