

FUND FACTS

Fund Size (NAV USDm)
237.8

Inception Date
August 27, 2024

Domiciled
Ireland, UCITS Fund

Dealing Frequency
Daily

Management Company
Baring International Fund Managers (Ireland) Limited

Investment Manager
Barings LLC
Baring Asset Management Limited

Currency Tranches
USD/EUR/HKD/AUD/GBP/
RMB/SGD/NZD/CAD
(accumulating and distributing)

Distribution Frequency
Monthly

Base Currency
USD

Benchmark²
Bloomberg Global Aggregate Credit Index

PORTFOLIO MANAGERS

Stephen Ehrenberg
23 years of experience

Natalia Krol
23 years of experience

DECEMBER 2025 / FACTSHEET

1. The Fund is subject to risks relating to investment, credit, interest rate fluctuations, downgrading, valuation, credit rating, currency, as well as risk associated with convertible instruments and hybrid securities, collateralised and/or securitised products. Investing in emerging markets may involve increased risks, including liquidity, currency/currency control, political and economic uncertainties, legal and taxation, settlement, custody and volatility risks.
2. The Fund's investment in securities issued or guaranteed by governments may be exposed to political, social and economic risks and may suffer significant losses when there is a default of sovereign debt issuers.
3. RMB classes are subject to RMB currency risks. There is no guarantee that RMB will not be subject to depreciation. RMB is currently not freely convertible and conversion of RMB is subject to foreign exchange control policies and restrictions. Under exceptional circumstances, payment of redemption proceeds and/or dividend payment may be delayed.
4. The integration of environmental, social and governance (ESG) information into the investment process may cause the Fund to perform differently compared to similar collective investment schemes. ESG information provided by third-party resources may also be incomplete, inaccurate or unavailable.
5. The Fund may have exposure to financial derivatives instruments for hedging, non-hedging and/or investment purposes which may involve counterparty/credit, liquidity, valuation, volatility and over-the-counter transaction risks. Exposure to financial derivative instruments may lead to a high risk of significant loss by the Fund.
6. The Fund's investment in debt instruments with loss-absorption features ("LAP") are subject to risks of contingent write-down or contingent conversion to ordinary shares upon occurrence of complex and unpredictable trigger events which may result in higher price volatility and total loss of amount invested. LAP may also be exposed to liquidity, valuation and sector concentration risk.
7. Dividends, at the discretion of the Directors, may be paid out of unrealised capital gains and/or gross income while charging some or all fees and expenses out of capital (which represent effectively paying dividends out of capital), resulting in an increase in distributable income. The Fund may also pay dividends directly out of capital. Payment of dividends out of capital amounts to a return or withdrawal of part of an investor's original investment or any capital gains attributable to that original investment and results in an immediate reduction of the Fund's net asset value per share.
8. Investors may suffer substantial loss of their investments in the Fund.

OBJECTIVE

The investment objective of the Fund is to provide current income generation and, where appropriate, capital appreciation.

STRATEGY

The Fund will seek to achieve its investment objective by investing at least two-thirds of its net asset value in a diversified portfolio of investment grade fixed and floating rate corporate debt instruments and government debt instruments globally.

PERFORMANCE %	Tranche G (Net) ¹	Benchmark ²	CALENDAR YEAR PERFORMANCE %	Tranche G (Net) ¹	Benchmark ²
December 2025	0.04	-0.12	2025	6.37	6.09
3 Months	0.75	0.94	2024*	0.07	0.03
Year to Date	7.07	6.80	2023	N.A.	N.A.
1 Year	7.07	6.80	2022	N.A.	N.A.
Since Launch (Annualized)	6.37	6.09	2021	N.A.	N.A.
Since Launch (Cumulative)	7.14	6.83			

PAST PERFORMANCE IS NOT NECESSARILY INDICATIVE OF FUTURE RESULTS.

Source: Morningstar/Barings. An investment entails a risk of loss. Performance is shown in USD on a NAV per share basis, with gross income reinvested. Unless otherwise stated, all portfolio figures within this factsheet are as of the end of the month shown at the top of the front page.

*Denotes return during the period 18 November 2024 to 31 December 2024.

1. Relates to Tranche G USD Dist Monthly. Share tranche inception 18 November 2024.

2. Please note that the use of a benchmark index is for risk management and comparative purposes only. Since launch benchmark performance is calculated based on the inception date of Tranche G USD Dist Monthly.

INVESTMENT GRADE FIXED INCOME PLATFORM¹

Barings manages USD481+ billion of fixed income, real estate, equity, and alternative assets globally

Barings' Global Investment Grade Credit Platform manages USD116.5 billion across multiple strategies, including USD77.1 billion in Global Corporate Credit

A top-down, bottom-up approach generates a rich source of investment ideas across a diversified fixed income opportunity set

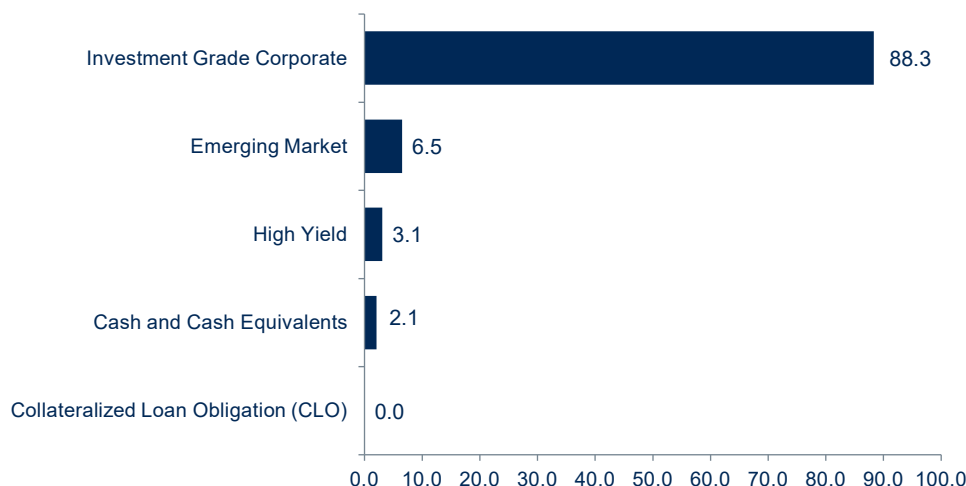
A cohesive investment process led by a senior portfolio management team

The team leverages a wide array of well-resourced investment teams to generate unique investment ideas

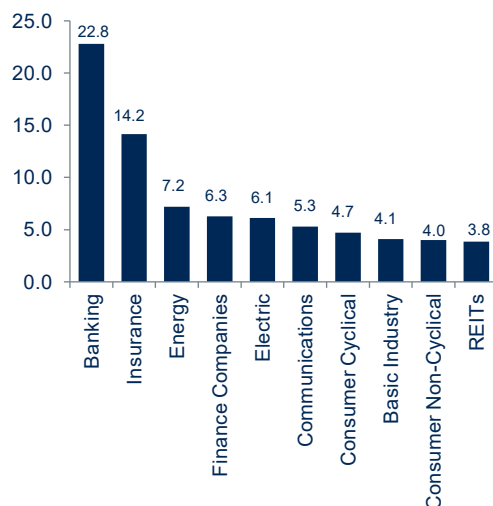
Dedicated risk management group integrated in the portfolio management process

CHARACTERISTICS	BARINGS GLOBAL INVESTMENT GRADE CREDIT FUND	BLOOMBERG GLOBAL AGGREGATE CREDIT INDEX ²
Yield to Maturity (%)	5.86	4.87
Option Adjusted Spread (bps)	148	71
Effective Duration	5.81	5.82
Average Rating	Baa1 / BBB+ / BBB+	A2 / A / A
Number of Issuers	302	3,419

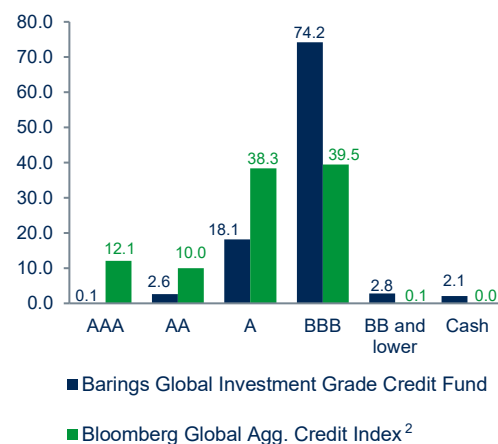
SECTOR DISTRIBUTION (% OF MV)



TOP 10 CORPORATE SECTOR DISTRIBUTION (% OF MV)



RATING DISTRIBUTION (% OF MV)



Offering documents can be downloaded here:

Key Facts Statement

Prospectus



Interim Report

Annual Report



1. Barings, assets as of December 31, 2025.

2. Please note that the use of a benchmark index is for risk management and comparative purposes only.

Unless otherwise stated, all portfolio figures within this factsheet are as of the end of the month shown at the top of the front page.

TO LEARN MORE PLEASE CONTACT YOUR LOCAL BARINGS TEAM

Asia-Pacific based enquiries:

apac.info@barings.com

TRANCHE G FEE SCHEDULE

Initial—up to 5.00%

Annual Management Fee—up to 0.80%

Base Currency Annualized Dividend Yield*

5.54%

(Dividend rate is not guaranteed. Dividends may be paid out of capital) Please refer to point 7 of the Important Information at the front page.)

TRANCHE G OFFERINGS

Name	ISIN	Bloomberg	Lipper
Tranche G USD Dist Monthly	IE000GD29ZR1	BGIGTGD ID	68838197
Tranche G USD Acc	IE000I10NFH9	GIGTGA ID	68838196
Tranche G HKD Unhedged Dist Monthly	IE00069BJ246	BAGITGH ID	68838195
Tranche G HKD Unhedged Acc	IE000FJZBRD1	BAGITGA ID	68838194
Tranche G EUR Hedged Dist Monthly	IE000859HB38	/	/
Tranche G EUR Hedged Acc	IE0001YAZ609	/	/
Tranche G AUD Hedged Dist Monthly	IE000LAR59Y7	/	/
Tranche G AUD Hedged Acc	IE000X853535	/	/
Tranche G SGD Hedged Dist Monthly	IE000JKLYQP9	/	/
Tranche G SGD Hedged Acc	IE000TTBD2L1	/	/
Tranche G GBP Hedged Dist Monthly	IE000SZJ98T4	/	/
Tranche G GBP Hedged Acc	IE000HNFZRG3	/	/
Tranche G NZD Hedged Dist Monthly	IE00048I5SR0	/	/
Tranche G NZD Hedged Acc	IE000IUP0008	/	/
Tranche G RMB Hedged Dist Monthly	IE000PZCJWR8	/	/
Tranche G RMB Hedged Acc	IE000NA1JWL1	/	/
Tranche G CAD Hedged Dist Monthly	IE0005HIJR40	/	/
Tranche G CAD Hedged Acc	IE00017RZZX4	/	/

Please refer to prospectus for additional information. Please contact your distributor for all other share tranches available for local subscriptions.

*Relates to Tranche G USD Dist Monthly share tranche. Dividend is not guaranteed, subject to manager's discretion. A positive yield does not imply a positive return of the Fund. Annualized dividend yield is for reference only. The amount of dividend payout for the month depends upon the number of shares held by the investors as of the record date for that month's distribution and the relevant annualized dividend yield is calculated using the formula: $[(1 + \text{Distribution per Unit for the month/ex-dividend NAV per unit})^{12}] - 1$.

Note: ©2025 Morningstar. All Rights Reserved. The information contained herein: (1) is proprietary to Morningstar and/or its content providers; (2) may not be copied or distributed; and (3) is not warranted to be accurate, complete or timely. Neither Morningstar nor its content providers are responsible for any damages or losses arising from any use of this information. Past performance is no guarantee of future results.

This document is not intended as an offer or solicitation for the purchase or sale of any financial instrument. This document has been prepared for informational purposes only and is not intended to provide, and should not be relied on for, accounting, legal or tax advice.

Investments involve risk, including potential loss of principal. Past performance is not indicative of future results. Please refer to the offering documents for the details of the Fund and all the risk factors. Investors should not only base on this document alone to make investment decisions.

For Singapore Investors: The Fund is registered as a restricted foreign scheme in Singapore. The offering document of the Fund has not been registered as a prospectus with the Monetary Authority of Singapore. Accordingly, statutory liability under the Securities and Futures Act, Chapter 289 of Singapore (the "SFA") in relation to the content of prospectus would not apply. This document is only distributed to (i) institutional investors, and (ii) accredited investors and other relevant persons in Singapore in accordance with section 304 and 305 of the SFA, or any other applicable provision of the SFA. This document is issued by Barings Singapore Pte. Ltd. It has not been reviewed by the Monetary Authority of Singapore.

This document is issued by Baring Asset Management (Asia) Limited. It has not been reviewed by the Securities and Futures Commission of Hong Kong.

Baring Asset Management (Asia) Limited - 35/F Gloucester Tower, 15 Queen's Road Central, Hong Kong

Contact Number (calls may be recorded and monitored): +852 2841 1411
www.barings.com