

Barings Global Senior Secured Bond Fund*

*THE BARINGS GLOBAL SENIOR SECURED BOND FUND PRINCIPALLY INVESTS IN SUB-INVESTMENT GRADE AND/OR UNRATED DEBT SECURITIES. THE FUND'S INVESTMENT IN SENIOR SECURED DEBT SECURITIES DOES NOT GUARANTEE REPAYMENT OF THE PRINCIPAL OF INVESTMENTS BY THE INVESTORS.



The Asset Triple A Sustainable Investing Awards¹

Highly-commended Fixed Income Manager (Global) | 2023
Asset Management Company of the Year—Fixed Income (Global) | 2025

Asian Private Banker Asset Management Award for Excellence³

Best Fund Provider—High Yield Bond | 2024
Highly Commended for High Yield Bond—Global | 2025
Best Fund Provider—High Yield Bond—Global | 2026

InsuranceAsia News Institutional Asset Management Awards⁵

Best Global Fixed Income Manager | 2023-2025

AsianInvestor Asset Management Awards²

Best High Yield Bond Award | 2024, 2025

Fund Selector Asia Awards⁴

Fixed Income House of the Year—Hong Kong | 2024

LSEG Lipper Fund Awards⁶

Best Fund over 3 years—Bond Global High Yield USD—Hong Kong and Taiwan | 2025
Best Fund over 5 years—Bond Global High Yield USD—Hong Kong and Taiwan | 2025

AS OF 28 FEBRUARY 2026

OVERALL
MORNINGSTAR RATING™⁷



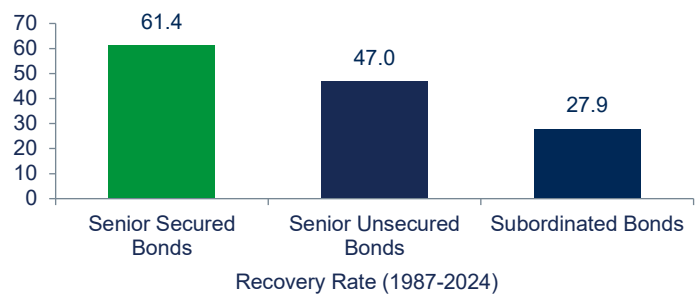
1. The Fund is subject to risks relating to investment, credit, interest rate fluctuations, downgrading, valuation, credit rating, and currency risks. The Fund's investment may be concentrated in North American and European markets and the value of the Fund may be more volatile. Further, investment in certain countries within the Eurozone may involve sovereign debt risks.
2. The Fund's investment in sub-investment grade or unrated debt instruments may be subject to higher liquidity, volatility and credit risks than investment grade instruments, as well as increased risk of loss of principal and interest. Investment in senior secured debt instruments is subject to credit/default risk of the issuer of the debt instruments and there is no guarantee of the repayment of principal of investment from the collateral pledged for the debt instruments in case of default.
3. RMB classes are subject to RMB currency risks. RMB is currently not freely convertible and conversion of RMB is subject to foreign exchange control policies and restrictions. There is no guarantee that RMB will not be subject to depreciation. Under exceptional circumstances, payment of realisation proceeds and/or dividend payment from underlying investments to the Fund in RMB may be delayed.
4. The Manager integrates environmental, social and governance (ESG) information into the investment process, which may affect the Fund's investment performance and, as such, may perform differently compared to similar collective investment schemes.
5. The Fund may invest in derivatives for hedging and/or investment purposes which may involve counterparty/credit, liquidity, valuation, volatility and over-the-counter transaction risks. Exposure to derivatives may lead to a high risk of significant loss by the Fund.
6. The Fund's investment in debt instruments with loss-absorption features ("LAP") are subject to risks of contingent write-down or contingent conversion to ordinary shares upon occurrence of complex and unpredictable trigger events which may result in higher price volatility and total loss of amount invested. LAP may also be exposed to liquidity, valuation and sector concentration risk.
7. Dividends, at the discretion of the Directors, may be paid out of unrealised capital gains and/or gross income while charging some or all fees and expenses out of capital (which represent effectively paying dividends out of capital), resulting in an increase in distributable income. The Fund may also pay dividends directly out of capital. Payment of dividends out of capital amounts to a return or withdrawal of part of an investor's original investment or any capital gains attributable to that original investment and results in an immediate reduction of the Fund's net asset value per share.
8. Investors may suffer substantial loss of their investments in the Fund.

WHY BARINGS GLOBAL SENIOR SECURED BOND FUND (THE "FUND")?

1. SENIORITY HELPS MITIGATE CREDIT LOSSES

Global senior secured bonds, while still subject to default risk, are more senior in the capital structure versus unsecured and subordinated credit instruments. This means that in the event of a default, senior secured bondholders are prioritized in the payment structure and better positioned from an eventual recovery on their principal investment. Being senior and secured in the capital structure may also be highly desirable in the current volatile market environment.

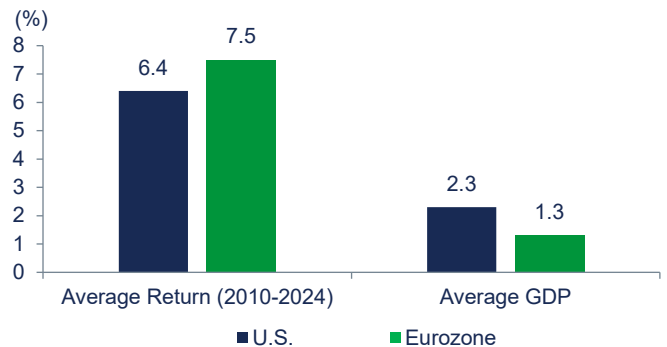
Moody's Global Average Corporate Debt Recovery Rates Measured By Ultimate Recoveries⁸



2. GDP GROWTH IS NOT A PREDICTOR OF HIGH YIELD PERFORMANCE

Historically, the high yield market has performed reasonably well in low growth environments. For example, since 2010 Europe has experienced a lower real GDP growth rate vs. the U.S., but the European high yield bond market has consistently outperformed the U.S. market on a like for like currency hedged basis—including in 2024 when U.S. growth far exceeded that of Europe.

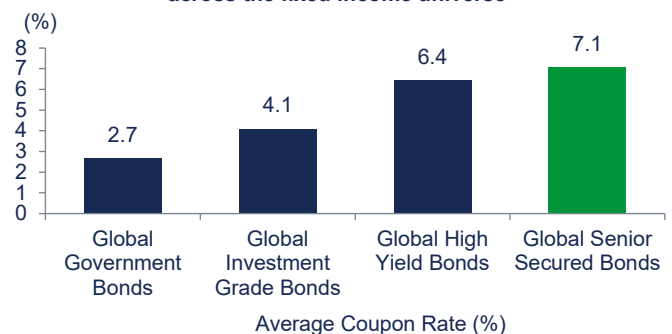
Low Growth is not an Impediment for High Yield Performance⁹



3. COMPELLING INCOME OPPORTUNITY ON OFFER

The global senior secured bond market offers a higher income level versus other investment grade and high yield fixed income markets. Higher starting income levels should help to add resiliency from a total return standpoint.

Senior Secured Bonds offer relatively higher income levels across the fixed income universe¹⁰



FUND OBJECTIVES¹¹

The Fund invests principally in a portfolio of fixed and floating rate corporate bonds, notes and other fixed and floating rate income securities that are either secured or unsecured, and, either senior or subordinated (i.e. non-senior), focusing primarily on North American and European senior secured high yield (i.e. sub-investment grade) instruments which are listed or traded on recognised markets in Europe or North America.

PERFORMANCE¹²

Cumulative Performance (%)		YTD	1 Year	3 Years	5 Years
		+0.41	+5.91	+26.64	+22.29
Calendar Year Performance (%)	2025	2024	2023	2022	2021
	+7.10	+7.88	+12.59	-10.13	+5.28

AVAILABLE SHARE TRANCHE

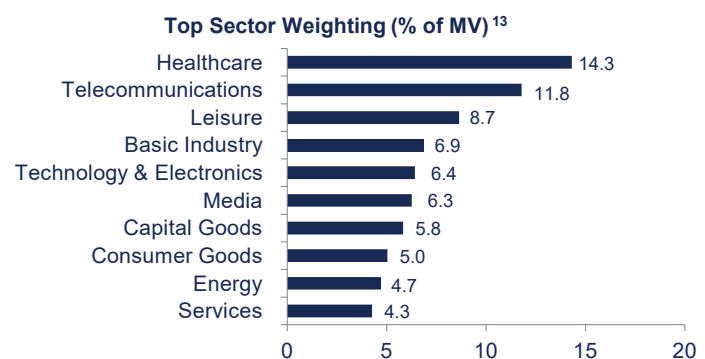
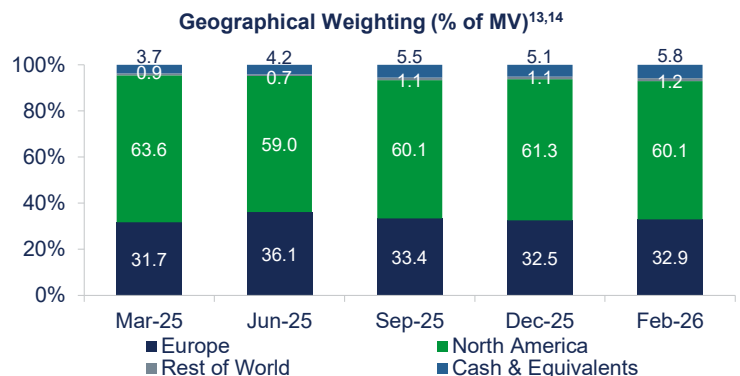
	Tranche G USD Dist Monthly	Tranche G USD Acc	Tranche G HKD Unhedged Dist Monthly	Tranche G HKD Unhedged Acc	Tranche G EUR Hedged Dist Monthly
ISIN	IE00BFM0L210	IE00BFM0L103	IE00BFM0KR98	IE00BFM0KQ81	IE00BFM0L434
	Tranche G EUR Hedged Acc	Tranche G SGD Hedged Dist Monthly	Tranche G SGD Hedged Acc	Tranche G RMB Hedged Acc	Tranche G RMB Hedged Dist Monthly
ISIN	IE00BFM0L327	IE00BFM0KM44	IE00BFM0KL37	IE00BK71BB39	IE00BJN4S741

FUND DETAILS¹³

Portfolio Managers	Scott Roth, Sean Feeley, Craig Abouchar, Chris Sawyer, Christopher Ellis, Kelly Burton
Fund Size	US\$3,426.3Million
Inception Date of Primary Share Class	28 January 2011
Base Currency	USD
NAV Price ¹²	US\$76.94
Minimum Investment	US\$1,000, HK\$10,000, €1,000, SG\$1,000, RMB10,000
Initial Charge	Up to 5.00%
Management Fee	1.25% p.a.
Yield to Maturity (%)	7.18
Yield to Worst (%)	6.67
Average Coupon (%)	6.72
Average Rating	BB-
Number of Issuers	205

TOP ISSUERS (% OF MV)¹³

ADT Corp / Protection One	1.62
Tenet Healthcare Corporation	1.54
Uniti Group Inc.	1.52
LifePoint Health	1.35
EchoStar	1.31



Sources:

1. Highly-commended Fixed Income Manager (Global) and Asset Management Company of the Year—Fixed Income (Global) in The Asset Triple A Sustainable Investing Awards 2023 and 2025 were based on Barings' performance over the preceding calendar year of the respective year of the award. Please note the Fund is not an ESG fund, however, ESG is integrated across our investment process.
2. Best High Yield Bond Award in AsianInvestor Asset Management Awards 2024 and 2025 were 80% based on the overall performance of the strategy and 20% based on the portfolio management under market and macro landscape for the period from 1 January 2023 to 31 December 2023 and from 1 October 2023 to 30 September 2024 respectively.
3. Best Fund Provider—High Yield Bond and Highly Commended—High Yield Bond—Global in Asian Private Banker Asset Management Award for Excellence 2024 and 2025 were issued by Asian Private Banker, reflecting product performance, business performance and service quality over the one-year period to 31 August 2023 and 31 August 2024 respectively. Best Fund Provider—High Yield Bond —Global in Asian Private Banker Asset Management Awards for Excellence 2026 by Asian Private Banker, reflecting product performance, asset gathering, service quality and fund selectors feedback over the one-year period to 31 August 2025.
4. Fixed Income House of the Year—Hong Kong in Fund Selector Asia (FSA) Awards 2024 was decided by FSA and based on the pitching submissions including (but not limited to) competitive advantage, investment process and fund performance as of 30 September 2023.
5. InsuranceAsia News Institutional Asset Management Awards 2023, 2024 and 2025—Best Global Fixed Income Manager were based on the performance of preceding calendar year of the respective year of the award. The awards recognize the best in the industry and reward their pioneering efforts, innovation and commitment.
6. Best Fund over 3 years and 5 years—Bond Global High Yield USD in LSEG Lipper Fund Awards (Hong Kong and Taiwan) 2025 are based on the Lipper Leader for Consistent Return rating, which is a risk-adjusted performance measure calculated over the three-year and five-year period as of 31 December 2024 respectively (Tranche G USD Acc).
7. Overall Morningstar rating as of 28 February 2026 (EAA OE Global High Yield Bond). For Tranche G USD Dist Monthly only, other share tranches may have different performance characteristics. A rating is not a recommendation to buy, sell or hold a fund.
8. Moody's Investors Services Annual Default Study, please note that the above data refers to North American non-financial companies. As of 24 March 2025.
9. Bloomberg and ICE BofA. As of 31 March 2025. Returns in USD hedged terms.
10. ICE BofA Global Government Index, ICE BofA Global Corporate Index, ICE BofA Global High Yield Index and ICE BofA BB-B Global High Yield Secured Bond Index. As of 31 December 2025.
11. A full copy of the investment objective can be obtained from the Manager.
12. Barings and Morningstar. Data as of 28 February 2026. Based on Tranche G USD Dist Monthly share tranche. Share tranche inception date was 1 October 2018. Performance Source—© 2026 Morningstar, Inc. All Rights Reserved. The information contained herein: (i) is proprietary to Morningstar and/or its content providers; (ii) may not be copied or distributed; and (iii) is not warranted to be accurate, complete or timely. Neither Morningstar nor its content providers are responsible for any damages or losses arising from any use of this information. PAST PERFORMANCE IS NO GUARANTEE OF FUTURE RESULTS. Performance is shown in USD on a NAV per share basis, with gross income reinvested.
13. Barings. As of 28 February 2026. Average rating and sector distribution based on ICE BofA methodology. Where applicable, portfolio level yield metrics include the yield impact of FX hedging on non-base currency positions. Weighted averages of all debt securities.
14. Numbers may not add up due to rounding.

IMPORTANT INFORMATION

The document is for informational purposes only and is not an offer or solicitation for the purchase or sale of any financial instrument or service. The material herein was prepared without any consideration of the investment objectives, financial situation or particular needs of anyone who may receive it. This document is not, and must not be treated as, investment advice, investment recommendations, or investment research.

In making an investment decision, prospective investors must rely on their own examination of the merits and risks involved and before making any investment decision, it is recommended that prospective investors seek independent investment, legal, tax, accounting or other professional advice as appropriate.

Unless otherwise mentioned, the views contained in this document are those of Barings. These views are made in good faith in relation to the facts known at the time of preparation and are subject to change without notice. Parts of this document may be based on information received from sources we believe to be reliable. Although every effort is taken to ensure that the information contained in this document is accurate, Barings makes no representation or warranty, express or implied, regarding the accuracy, completeness or adequacy of the information.

Forecasts in this document reflect Barings' market views as of the preparation date and may change without notice. Projections are not guarantees of future performance. The value of investments and any income may fluctuate and are not guaranteed by Barings or any other party. Examples, portfolio compositions, and investment results shown are for illustrative purposes only and do not predict future outcomes. Actual investments may differ significantly in size, composition, and risk. No assurance is given that any investment will be profitable or avoid losses. Currency exchange rate fluctuations may impact investment value.

Investments involve risks, including potential loss of principal. Past performance is not indicative of future results. Investors should read the offering documents for details and the risk factors. Investors should not only base on this document alone to make investment decision.

For Singapore Investors: The Fund is registered as a restricted foreign scheme in Singapore. The offering document of the Fund has not been registered as a prospectus with the Monetary Authority of Singapore. Accordingly, statutory liability under the Securities and Futures Act, Chapter 289 of Singapore (the "SFA") in relation to the content of prospectus would not apply. This document is only distributed to (i) institutional investors, and (ii) accredited investors and other relevant persons in Singapore in accordance with section 304 and 305 of the SFA, or any other applicable provision of the SFA. This document is issued by Barings Singapore Pte. Ltd. It has not been reviewed by the Monetary Authority of Singapore.

This document is issued by Baring Asset Management (Asia) Limited. It has not been reviewed by the Securities and Futures Commission of Hong Kong.