

# BARINGS

## Barings Hong Kong China Fund



**Bloomberg Businessweek (Chinese Edition)  
Top Fund Awards<sup>1</sup>**

China Equity—Outstanding Performer—Mutual  
Funds (10 years) | 2024  
(Barings Hong Kong China Fund—Class I GBP Acc)

AS OF 31 DECEMBER 2025

OVERALL  
MORNINGSTAR RATING™2

★ ★ ★

1.

The Fund is subject to risks, such as investment, equities and equity-related securities, liquidity, counterparty, currency risks and the risks of investing in small and mid-capitalisation companies.
2.

The Fund's investment may be concentrated in the Hong Kong and China markets and the value of the Fund may be more volatile. Investing in emerging markets may involve increased risks, including liquidity, currency/currency control, political and economic uncertainties, legal and taxation, settlement, custody and volatility risks.
3.

The Manager integrates environmental, social and governance (ESG) information into the investment process, which may affect the Fund's investment performance and, as such, may perform differently compared to similar collective investment schemes.
4.

The Fund may have exposure to financial derivative investments for investment or efficient portfolio management purposes which may involve counterparty/credit, liquidity, valuation, volatility and over-the-counter transaction risks. Exposure to financial derivative investments may lead to a high risk of significant loss by the Fund.
5.

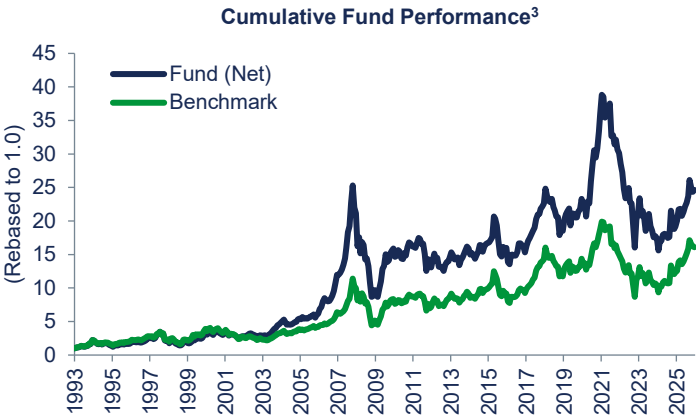
Dividends may be paid out of unrealised capital gains at the discretion of the Manager which would effectively represent paying dividend out of capital. This amounts to a return or withdrawal of part of an investor's original investment or any capital gains attributable to that original investment. Payment of dividends may result in an immediate reduction of the net asset value of the Fund per unit.
6.

Investors may suffer substantial loss of their investments in the Fund.

WHY BARINGS HONG KONG CHINA FUND (THE “FUND”)?

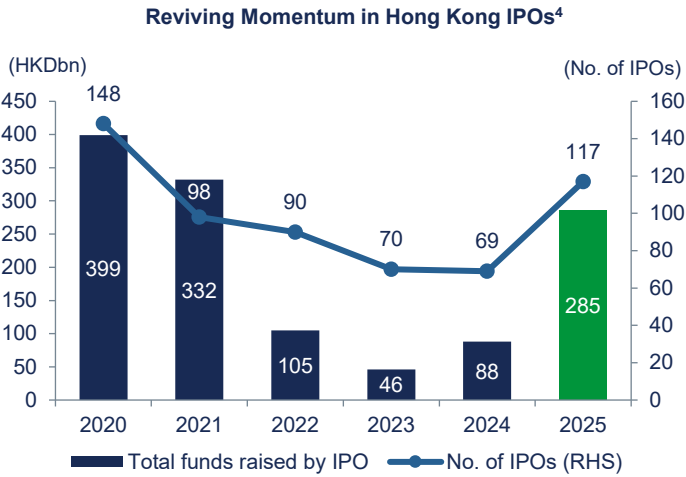
1. LONG-ESTABLISHED TRACK RECORD SUPPORTED BY OUTSTANDING PERFORMANCE

Barings has extensive experience investing in Chinese equities, having managed dedicated Chinese equity portfolios for over 42 years. The Fund has demonstrated strong resilience over different market cycles and delivered a solid track record over the longer term.



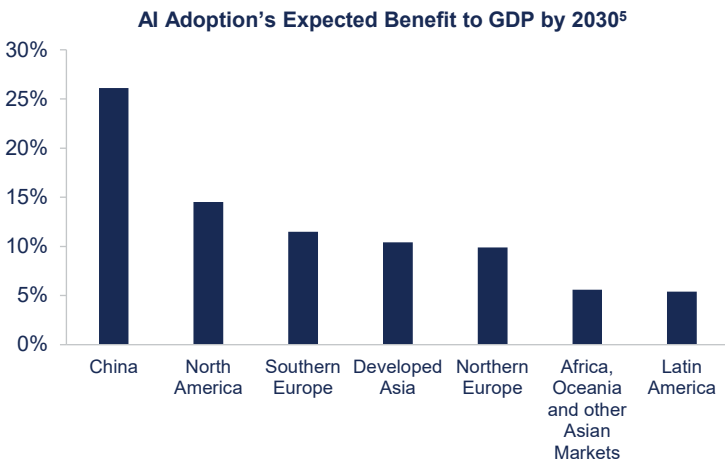
2. SUPPORTIVE MARKET ENVIRONMENT WITH IMPROVING LIQUIDITY AND STRONG IPO MOMENTUM IN HONG KONG

Chinese equities started 2026 with a supportive market environment. Regulatory reforms are driving stronger onshore demand as insurance and pension funds increase allocations to A-shares, while record southbound flows in 2025 have boosted liquidity and narrowed A-H share valuation gaps.



3. AI IS EXPECTED TO BE A KEY DRIVER OF GROWTH

Like in other markets, Artificial Intelligence (AI) is poised to be a key driver of productivity gains in China. Given the country's strong focus on efficiency and its historically labor-intensive economy, AI's contribution to GDP is expected to be particularly significant compared to other regions. The recent success of DeepSeek marks a major milestone, helping to overcome critical barriers in developing homegrown AI models. This advancement is likely to have structurally positive implications for China's hardware and software sectors, while also accelerating broader trends such as technological self-sufficiency and the adoption of robotics.



## FUND OBJECTIVES<sup>6</sup>

To achieve long-term capital growth in the value of assets by investing in Hong Kong, China and Taiwan.

## PERFORMANCE<sup>7</sup>

Cumulative Performance (%)		YTD	1 Year	3 Years	5 Years
		+28.36	+28.36	+16.56	-31.63
Calendar Year Performance (%)	2025	2024	2023	2022	2021
	+28.36	+10.00	-17.45	-29.94	-16.29

## AVAILABLE SHARE CLASS

	Class A USD Inc	Class A EUR Inc	Class A GBP Inc	Class A HKD Inc
ISIN	IE0000829238	IE0004866889	IE00B3YQ0H18	IE00B4YN5X00

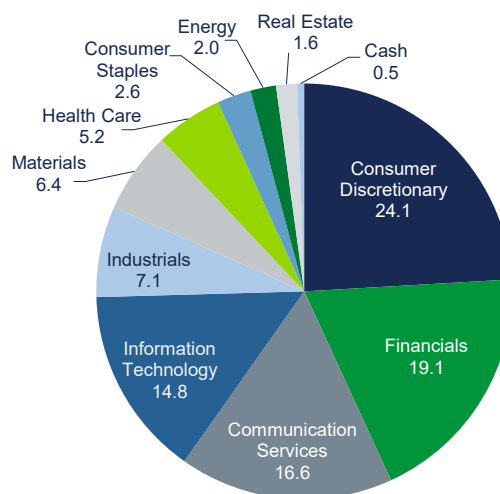
## FUND DETAILS<sup>8</sup>

Fund Manager	William Fong, Nicola Lai
Fund Size	US\$1,334.6 Million
Fund Inception Date	03 December 1982
Base Currency	USD
NAV Price <sup>7</sup>	US\$1,311.91
Minimum Investment	US\$5,000 or HKD equivalent, €3,500, £2,500
Initial Charge	Up to 5.00%
Management Fee	1.25% p.a.

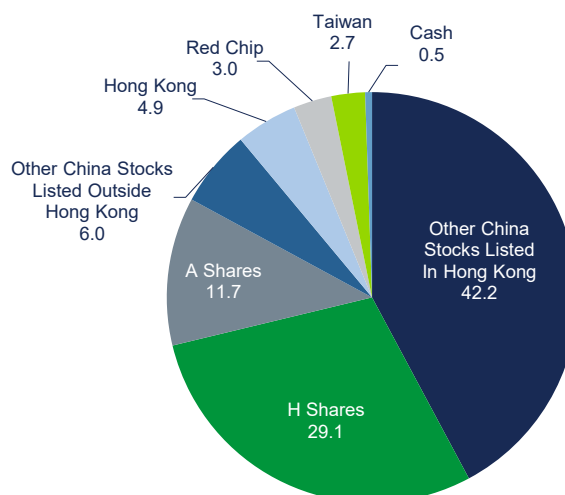
## TOP INVESTMENTS (% OF MV)<sup>8</sup>

TENCENT HOLDINGS LTD	9.48
ALIBABA GROUP HOLDING LTD	8.88
CHINA CONSTRUCTION BANK CORP	5.56
PING AN INSURANCE GROUP CO OF CHINA LTD	4.47
PDD HOLDINGS INC	3.99

## Top Sector Weighting (% of MV)<sup>8,9</sup>



## Asset Allocation (% of MV)<sup>8,9</sup>



## Sources:

1. Equity—China—Outstanding Performer over 10 years in Bloomberg Businessweek (Chinese Edition) Top Fund Awards 2024 (Hong Kong) was based on the fund performance (Class I GBP Acc) between 1 October 2014 to 30 September 2024. Class I units are primarily intended for institutional investors. Annual management fee of Class I Shares, which is currently 0.75%, is significantly lower than that of Class A Shares. Investors should note that the performance of Class I Shares is for reference only and does not represent the performance of Class A Shares.
2. Overall Morningstar rating as of 30 November 2025 (China Equity Category). Rating is for Class A USD Inc Share only, other classes may have different performance characteristics. A rating is not a recommendation to buy, sell or hold a fund.
3. Barings, data as of 31 December 2025. Fund performance based on longest available performance, computed based on monthly returns. Fund performance based on net-of-fee returns of Barings Hong Kong China Fund—Class A USD Inc Share, NAV-to-NAV with dividends reinvested. The benchmark is MSCI China 10/40 (Total Net Return) Index. Previously Hang Seng (Total Gross Return) Index until 31 August 2006, followed by MSCI Zhong Hua (Total Gross Return) Index until 31 January 2008, then MSCI China (Total Gross Return) Index until 30 June 2018, then MSCI China 10/40 (Total Gross Return) Index until 31 December 2019. Please note that the use of a benchmark index is for risk management and performance comparison purpose only. Historical performance presented are based on the previous relevant benchmark. PAST PERFORMANCE IS NO GUARANTEE OF FUTURE RESULTS.
4. Wind, CICC Research, data as of 31 December 2025.
5. PwC analysis, 2023. All GDP figures are reported in market exchange rate terms. All GDP figures are reported in real 2016 prices, GDP baseline based on Market Exchange Rate basis.
6. A full copy of the investment objective and policies can be obtained from the Manager. The fund name was changed as of 30 April 2018. The investment objective of the Fund remains unchanged.
7. Barings and Morningstar. Data as of 31 December 2025. Based on Class A USD Inc Share. The benchmark is MSCI China 10/40 (Total Net Return) Index. Previously MSCI China (Total Gross Return) Index until 30 June 2018, then MSCI China 10/40 (Total Gross Return) Index until 31 December 2019. Please note that the use of a benchmark index is for risk management and performance comparison only. Historical performance presented are based on the previous relevant benchmark. Performance Source — © 2025 Morningstar, Inc. All Rights Reserved. The information contained herein: (i) is proprietary to Morningstar and/or its content providers; (ii) may not be copied or distributed; and (iii) is not warranted to be accurate, complete or timely. Neither Morningstar nor its content providers are responsible for any damages or losses arising from any use of this information. PAST PERFORMANCE IS NO GUARANTEE OF FUTURE RESULTS. Performance is shown in USD on a NAV per share basis, with gross income reinvested. If the investment return is denominated in currency other than USD/HKD, USD/HKD based investors are exposed to fluctuations in the exchange rate of the relevant currency against USD/HKD.
8. Barings, as of 31 December 2025.
9. Numbers may not add up due to rounding.

## IMPORTANT INFORMATION

The document is for informational purposes only and is not an offer or solicitation for the purchase or sale of any financial instrument or service. The material herein was prepared without any consideration of the investment objectives, financial situation or particular needs of anyone who may receive it. This document is not, and must not be treated as, investment advice, investment recommendations, or investment research.

In making an investment decision, prospective investors must rely on their own examination of the merits and risks involved and before making any investment decision, it is recommended that prospective investors seek independent investment, legal, tax, accounting or other professional advice as appropriate.

Unless otherwise mentioned, the views contained in this document are those of Barings. These views are made in good faith in relation to the facts known at the time of preparation and are subject to change without notice. Parts of this document may be based on information received from sources we believe to be reliable. Although every effort is taken to ensure that the information contained in this document is accurate, Barings makes no representation or warranty, express or implied, regarding the accuracy, completeness or adequacy of the information.

Forecasts in this document reflect Barings' market views as of the preparation date and may change without notice. Projections are not guarantees of future performance. The value of investments and any income may fluctuate and are not guaranteed by Barings or any other party. Examples, portfolio compositions, and investment results shown are for illustrative purposes only and do not predict future outcomes. Actual investments may differ significantly in size, composition, and risk. No assurance is given that any investment will be profitable or avoid losses. Currency exchange rate fluctuations may impact investment value.

Investments involve risks, including potential loss of principal. Past performance is not indicative of future results. Investors should read the offering documents for details and the risk factors. Investors should not only base on this document alone to make investment decision.

This document is issued by Baring Asset Management (Asia) Limited. It has not been reviewed by the Securities and Futures Commission of Hong Kong.