

BARINGS

# Barings Hong Kong China Fund



**Bloomberg Businessweek (Chinese  
Edition) Top Fund Awards<sup>1</sup>**

China Equity—Outstanding Performer—Mutual  
Funds (10 years) | 2024

AS OF 31 DECEMBER 2024

OVERALL  
MORNINGSTAR RATING™<sup>2</sup>

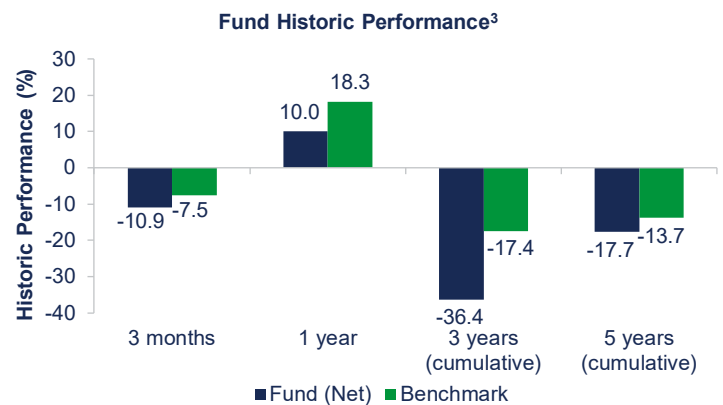


1. The Fund is subject to risks, such as investment, equities and equity-related securities, liquidity, counterparty, currency risks and the risks of investing in small and mid-capitalisation companies.
2. The Fund's investment may be concentrated in the Hong Kong and China markets and the value of the Fund may be more volatile. Investing in emerging markets may involve increased risks, including liquidity, currency/currency control, political and economic uncertainties, legal and taxation, settlement, custody and volatility risks.
3. The Manager integrates environmental, social and governance (ESG) information into the investment process, which may affect the Fund's investment performance and, as such, may perform differently compared to similar collective investment schemes.
4. The Fund may have exposure to financial derivative investments for investment or efficient portfolio management purposes which may involve counterparty/credit, liquidity, valuation, volatility and over-the-counter transaction risks. Exposure to financial derivative investments may lead to a high risk of significant loss by the Fund.
5. Dividends may be paid out of unrealised capital gains at the discretion of the Manager which would effectively represent paying dividend out of capital. This amounts to a return or withdrawal of part of an investor's original investment or any capital gains attributable to that original investment. Payment of dividends may result in an immediate reduction of the net asset value of the Fund per unit.
6. Investors may suffer substantial loss of their investments in the Fund.

## WHY BARINGS HONG KONG CHINA FUND (THE "FUND")?

### 1. LONG-ESTABLISHED TRACK RECORD SUPPORTED BY OUTSTANDING PERFORMANCE

Barings has extensive experience investing in Chinese equities, having managed dedicated Chinese equity portfolios for over 40 years. The Fund has demonstrated strong resilience over different market cycles and delivered a solid track record over the longer term.



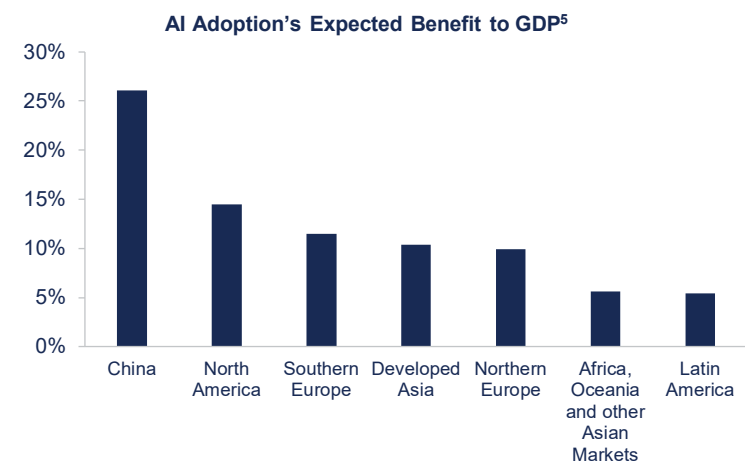
### 2. POTENTIAL FOR VALUATION RE-RATING

Market expectations for a concerted fiscal package to support China's economic growth has led to some valuation re-rating in the third quarter last year. However, current policy support remains focused on growth stabilization versus growth stimulation. The market is expecting further policy to be announced, with some of the existing consumption incentives likely to be expanded and renewed in the year ahead. While near-term earnings might be softer, we believe an earnings recovery is likely in 2025.



### 3. AI IS EXPECTED TO BE A KEY DRIVER OF GROWTH

Similar to other markets, Artificial Intelligence (AI) is expected to be a major driver of increased productivity in China. In particular, given China's focus on productivity enhancement, and the previous level of labor intensity, AI's contribution to China's GDP is expected to be outsized compared to other markets across the world. The recent success of DeepSeek effectively circumvents key hurdles for China to cultivate its own AI models—which should have structurally positive implications for hardware and software companies in China.



## FUND OBJECTIVES<sup>6</sup>

To achieve long-term capital growth in the value of assets by investing in Hong Kong, China and Taiwan.

## PERFORMANCE<sup>3</sup>

Cumulative Performance (%)		YTD	1 Year	3 Years	5 Years
		+10.00	+10.00	-36.38	-17.69
Calendar Year Performance (%)	2024	2023	2022	2021	2020
	+10.00	-17.45	-29.94	-16.29	+54.55

## AVAILABLE SHARE CLASS

	Class A USD Inc	Class A EUR Inc	Class A GBP Inc	Class A HKD Inc
ISIN	IE0000829238	IE0004866889	IE00B3YQ0H18	IE00B4YN5X00

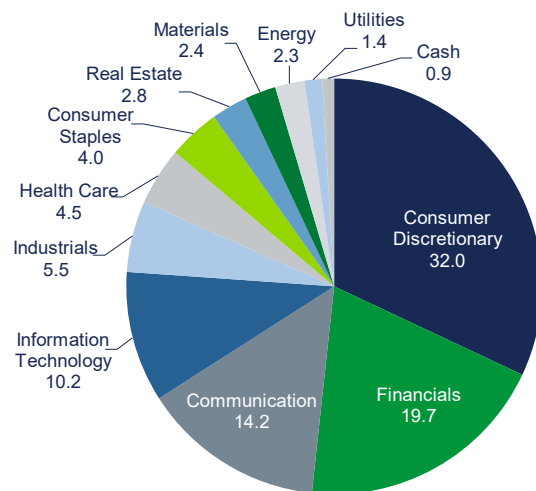
## FUND DETAILS<sup>7</sup>

Fund Manager	William Fong, Nicola Lai
Fund Size	US\$1,112.4Million
Inception Date of Primary Share Class <sup>3</sup>	03 December 1982
Base Currency	USD
NAV Price <sup>3</sup>	US\$1,033.27
Minimum Investment	US\$5,000 or HKD equivalent, €3,500, £2,500
Initial Charge	Up to 5.00%
Management Fee	1.25% p.a.

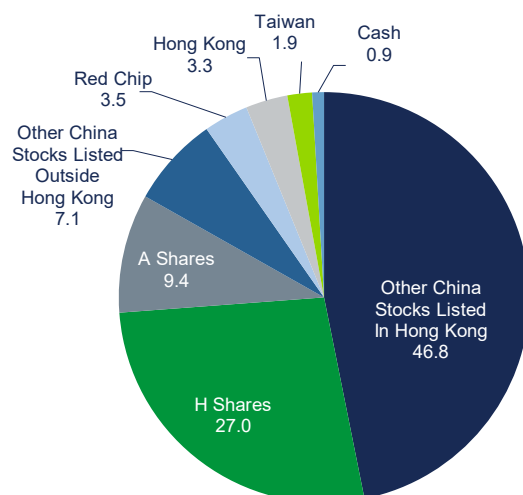
## TOP INVESTMENTS (% OF MV)<sup>7</sup>

TENCENT HOLDINGS LTD	10.01
ALIBABA GROUP HOLDING LTD	8.46
MEITUAN	5.72
CHINA CONSTRUCTION BANK CORP	5.41
XIAOMI CORP	4.65

## Top Sector Weighting (% of MV)<sup>7,8</sup>



## Asset Allocation (% of MV)<sup>7,8</sup>



## Sources:

1. Equity—China—Outstanding Performer over 10 years in Bloomberg Businessweek (Chinese Edition) Top Fund Awards 2024 (Hong Kong) was based on the fund performance (Class I GBP Acc) between 1 October 2014 to 30 September 2024. Class I units are not intended to be offered to the retail public.
2. Overall Morningstar rating as of 30 November 2024 (China Equity Category). Rating is for Class A USD Inc Share only, other classes may have different performance characteristics. A rating is not a recommendation to buy, sell or hold a fund.
3. Barings and Morningstar. Data as of 31 December 2024. Based on Class A USD Inc Share. The benchmark is MSCI China 10/40 (Total Net Return) Index. Previously MSCI China (Total Gross Return) Index from 01 February 2008 to 30 June 2018, then MSCI China 10/40 (Total Gross Return) Index until 31 December 2019. Please note that the use of a benchmark index is for comparative purpose only. Performance Source — © 2025 Morningstar, Inc. All Rights Reserved. The information contained herein: (i) is proprietary to Morningstar and/or its content providers; (ii) may not be copied or distributed; and (iii) is not warranted to be accurate, complete or timely. Neither Morningstar nor its content providers are responsible for any damages or losses arising from any use of this information. **PAST PERFORMANCE IS NO GUARANTEE OF FUTURE RESULTS.** Investment return in denominated currency of the respective share class on a NAV per unit basis, with gross income reinvested.
4. Refinitiv, Barings, as of 31 December 2024.
5. PwC analysis, 2023. All GDP figures are reported in market exchange rate terms. All GDP figures are reported in real 2016 prices, GDP baseline based on Market Exchange Rate basis.
6. A full copy of the investment objective can be obtained from the Manager. The fund name was changed as of 30 April 2018. The investment objective of the Fund remains unchanged.
7. Barings, as of 31 December 2024.
8. Numbers may not add up due to rounding.

---

## IMPORTANT INFORMATION

The document is for informational purposes only and is not an offer or solicitation for the purchase or sale of any financial instrument or service. The material herein was prepared without any consideration of the investment objectives, financial situation or particular needs of anyone who may receive it. This document is not, and must not be treated as, investment advice, investment recommendations, or investment research.

In making an investment decision, prospective investors must rely on their own examination of the merits and risks involved and before making any investment decision, it is recommended that prospective investors seek independent investment, legal, tax, accounting or other professional advice as appropriate.

Unless otherwise mentioned, the views contained in this document are those of Barings. These views are made in good faith in relation to the facts known at the time of preparation and are subject to change without notice. Parts of this document may be based on information received from sources we believe to be reliable. Although every effort is taken to ensure that the information contained in this document is accurate, Barings makes no representation or warranty, express or implied, regarding the accuracy, completeness or adequacy of the information.

Any forecasts in this document are based upon Barings opinion of the market at the date of preparation and are subject to change without notice, dependent upon many factors. Any prediction, projection or forecast is not necessarily indicative of the future or likely performance. Any investment results, portfolio compositions and/or examples set forth in this document are provided for illustrative purposes only and are not indicative of any future investment results, future portfolio composition or investments. The composition, size of, and risks associated with an investment may differ substantially from any examples set forth in this document. No representation is made that an investment will be profitable or will not incur losses. Where appropriate, changes in the currency exchange rates may affect the value of investments.

Investment involves risks. **PAST PERFORMANCE IS NOT A GUIDE TO FUTURE PERFORMANCE.** Investors should read the offering documents for details and the risk factors. Investors should not only base on this document alone to make investment decision.

This document is issued by Baring Asset Management (Asia) Limited. It has not been reviewed by the Securities and Futures Commission of Hong Kong.

25-4229556