

## FUND FACTS

**Fund Size (NAV USDm)**  
1,003.6

**Inception Date**  
August 15, 2018

**Domiciled**  
Ireland, UCITS Fund

**Dealing Frequency**  
Daily

**Management Company**  
Baring International Fund Managers (Ireland) Limited

**Investment Manager**  
Barings LLC

**Currency Tranches**  
USD  
(accumulating)

**Distribution Frequency**  
N/A

**Base Currency**  
USD

## PORTFOLIO MANAGERS

**Scott Simler**  
36 years of experience

**Adam Cash**  
16 years of experience

## DECEMBER 2024 / FACTSHEET

- The Fund invests in high quality money market instruments, short term money market funds and repurchase and reverse repurchase agreements.
- The Fund may be subject to the risks of investment, liquidity fee, redemption gate and suspension of redemption, credit, interest rate, negative yield environment, downgrading, valuation, credit rating, sovereign debt as well as risks associated with repurchase and reverse repurchase agreements. The Fund is an investment fund and is not in the nature of a bank deposit. There is no guarantee of repayment of principal.
- Valuation of investments of the Fund using the amortised cost method ("Constant NAV") may be higher or lower than the valuation based on the market price of the investments ("Market Price NAV"). Investors subscribe or redeem using the share price based on Constant NAV may be higher or lower than the price based on Market Price NAV. Sudden movements in interest rates or credit concerns may also cause material deviations in the value of investments between these two methodologies.
- The Fund shall use Constant NAV for subscription and redemption, save that where the difference between Constant NAV and Market Price NAV is more than 20 basis point, the Fund shall use Market Price NAV instead. Investors may suffer losses when one methodology is used over another. Further, when Constant NAV is used, it is not intended to maintain a stable NAV per share and shares may fall in value.
- The Fund is authorised and regulated as a Low Volatility Net Asset Value Money Market Fund ("LVNAV MMF") pursuant to the relevant European Union Regulation. The Fund is subject to the risk of change of LVNAV MMF status to a Variable Net Asset Value Money Market Fund or, if the Directors deem it appropriate because of adverse political, economic, fiscal or regulatory changes affecting the Fund, redeem all shares of the Fund and investors may suffer a loss.

### OBJECTIVE

To maintain principal of the Fund and to provide a return in line with money market rates.

### STRATEGY

The Fund will mainly invest in high quality money market instruments. In making its determination, the Fund will take into account a range of factors including, the credit quality of the instrument and the issuer, the short-term asset class, type of issuer (e.g., whether governmental or corporate), and liquidity profile.

PERFORMANCE %	Tranche G (Net) <sup>1</sup>	CALENDAR YEAR PERFORMANCE %	Tranche G (Net) <sup>1</sup>
1 Month	0.36	2024	4.94
3 Months	1.09	2023	4.88
Year to Date	4.94	2022	1.30
1 Year	4.94	2021	-0.01
3 Year	3.69	2020	0.33

**PAST PERFORMANCE IS NOT NECESSARILY INDICATIVE OF FUTURE RESULTS.** An investment entails a risk of loss. Performance is shown in USD on a NAV per share basis, with gross income reinvested. Source: Barings. Unless otherwise stated, all portfolio figures within the factsheet are as of the end of the month shown at the top of the front page.

1. Relates to the Tranche G USD Acc share tranche. Share tranche inception 21 December 2019; Performance for calendar year 2019 represents period from 21 December 2019 until 31 December 2019.

The Barings USD Liquidity Fund is classified as a Short Term Money Market Fund and is authorized and regulated as a Low Volatility Net Asset Value ("LVNAV") Money Market Fund.

(a) the Fund is not a guaranteed investment;

(b) this product is different from an investment in deposits, principal invested in this product is capable of fluctuation;

(c) this product does not rely on external support for guaranteeing the liquidity of the Fund or stabilizing the NAV per unit or share;

(d) the risk of loss of the principal is to be borne by the investor.

## INVESTMENT GRADE FIXED INCOME PLATFORM<sup>1</sup>

Barings manages USD421+ billion of equities, fixed income, real estate, and alternative assets globally

Barings' Global Investment Grade Credit Platform manages USD114.9 billion across multiple strategies, including USD1.7 billion in money market mandates

A top-down, bottom-up approach generates a rich source of investment ideas across a diversified fixed income opportunity set

A cohesive investment process led by a senior portfolio management team

The team leverages a wide array of well-resourced investment teams to generate unique investment ideas

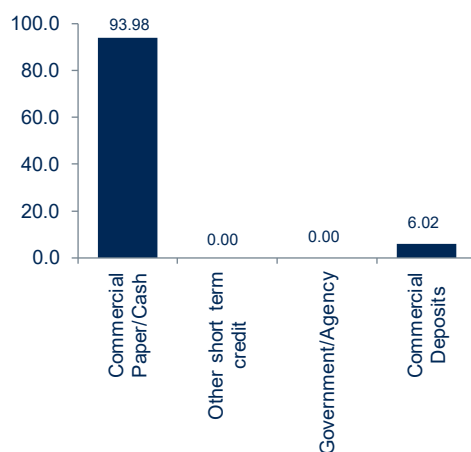
Dedicated risk management group integrated in the portfolio management process

CHARACTERISTICS	BARINGS USD LIQUIDITY FUND
Weighted Average Maturity (Days)	34
Weighted Average Life (Days)	64
Number of Issuers	39

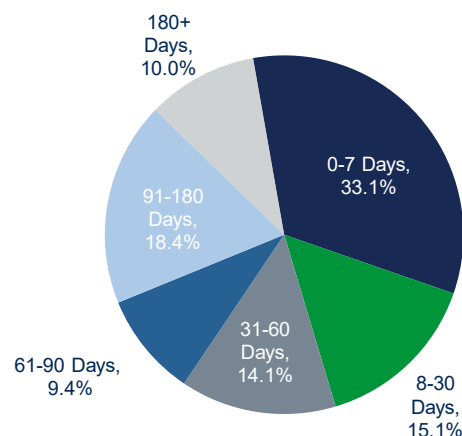
**Weighted Average Maturity** is a measure of the average length of time to maturity of all of the underlying securities in the fund weighted to reflect the relative holdings in each instrument

**Weighted Average Life** is the weighted average of the remaining life (maturity) of each security held in a fund, meaning the time until the principal is repaid in full (disregarding interest and not discounting)

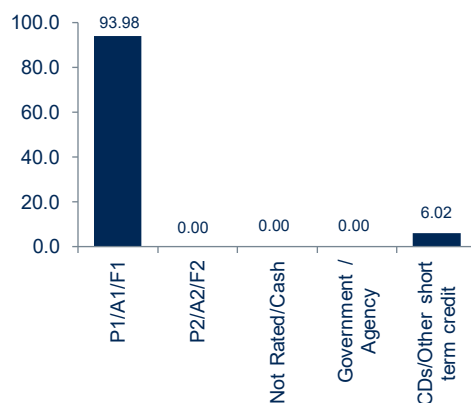
## SECTOR DISTRIBUTION (% OF MV)



## MATURITY DISTRIBUTION (% OF MV)



## RATING DISTRIBUTION (% OF MV)



## TOP TEN ISSUERS (% OF MV)

Cargill Inc	4.77
Archer Daniels Midland	4.76
Paccar Financial Corp	4.75
Unilever Capital Corp	4.75
MUFG Bank Ltd (New York Branch)	4.74
First Abu Dhabi Bank PJSC	4.74
CDP Financial Inc	4.71
DNB Bank ASA	4.70
Bank of Montreal	4.38
Societe Generale SA	4.34

Offering documents can be downloaded here:

Key Facts Statement

Prospectus



Interim Report

Annual Report



1. Barings, assets as of December 31, 2024

Source: Barings. Unless otherwise stated, all portfolio figures within this factsheet are as of the end of the month shown at the top of the front page.

TO LEARN MORE PLEASE CONTACT YOUR LOCAL BARINGS TEAM

**Asia-Pacific based enquiries:**

[apac.info@barings.com](mailto:apac.info@barings.com)

**TRANCHE G FEE SCHEDULE**

Annual Management Fee — 0.52%

**TRANCHE G OFFERINGS**

Tranche G USD Acc	
-------------------	--

Please refer to prospectus for additional information. Please contact your distributor for all other share tranches available for local subscriptions.

This document is not intended as an offer or solicitation for the purchase or sale of any financial instrument. This document has been prepared for informational purposes only and is not intended to provide, and should not be relied on for, accounting, legal or tax advice.

Investment involves risks. Past performance is not indicative of future performance. Please refer to the offering documents for the details of the Fund and all the risk factors. Investors should not only base on this document alone to make investment decisions.

This document is issued by Baring Asset Management (Asia) Limited. It has not been reviewed by the Securities and Futures Commission of Hong Kong.

Baring Asset Management (Asia) Limited - 35/F Gloucester Tower, 15 Queen's Road Central, Hong Kong

Contact Number (calls may be recorded and monitored): +852 2841 1411

[www.barings.com](http://www.barings.com)